

CPS

teknik16
Industrial Bellows
Sanayi körükleri

teknik16
Telescopic Covers
Teleskopik Kapak

VAJ

SAFEPLAST OY



www.teknik16.com

KATALOG / CATALOG 2023 / 1

TEMSİLCİLİKLERİMİZ / DISTRIBUTORSHIP



www.cpsystem.co.kr

Kablo Koruma Spirali
Flexible Conduits

Sayfa / Page : 5 - 6



www.cpsystem.co.kr

Spiral Bağlantı Elemanları
Fixing Accessories

Sayfa / Page : 7 - 21



www.cpsystem.co.kr

Hareketli Kablo Taşıyıcılar
Cable Chains

Sayfa / Page : 22 - 50



www.cpsystem.co.kr

ROBO-KIT®

Sayfa / Page : 51 - 54

SAFEPLAST OY www.safeplast.fi

Hidrolik Hortum Koruyucuları
Hydraulic Hose Protection

Sayfa / Page : 55 - 60



www.vaj.it

Kızak Sıyırıcıları
Skid Scrapers

Sayfa / Page : 65 - 66

MARKALARIMIZ / OUR BRANDS






Sayfa / Page : 62 - 63



Sayfa / Page : 64

Teknik16, otomotiv, saç işleme makinaları ve tekstil sektörünün güçlü olduğu Türkiye'nin 4'üncü büyük şehri Bursa'da kurulmuş, Türkiye distribütörü olduğu dünya markalarının ürünleriyle ve kendi ürettiği ürünlerle yıllardır Türk sanayisine stoktan teslimle hizmet veren bir firmadır.

Distribütörlüklerimiz:

-  CPS (Güney Kore) Hareketli kablo taşıma kanalları, kablo koruma spiral ve aksesuarları
-  VAJ (İtalya) Kızak sıyırıcılar
-  Safeplast (Finlandiya) Hidrolik hortum makaron, basınç çorabı vs.






Teknik16 markası ile, lineer kızakları, vidalı veya düz milleri korumak için veya iş güvenliği amaçlı platform körükleri ve engelli veya yük asansör körükleri imalatını yapmaktayız.



Teknik16 markası ile teleskobik kapak üretimi de yapmaktayız.

Teknik16 was founded in Turkey's 4th largest city Bursa where the automotive, sheet metal processing machines and textile sector is very strong. Teknik16 serves the Turkish industry with high quality products of some of the world brands as their Turkey distributor and with Teknik16's own products.

Our distributorships:

-  CPS (South Korea) – Moving cable chains, cable protection spirals and accessories
-  VAJ (Italy) Skid scrapers
-  Safeplast (Finland) Hydraulic hose tubing, pressure socks etc.

Our products:



With Teknik16 brand, we manufacture platform bellows to protect linear guideways, screwed or straight shafts or for work safety purposes and bellows for handicapped or freight elevator.




We also manufacture telescopic covers under Teknik16 brand.



Sistem Sertifikaları / System Certificates



Single PPM



Exclusive Department for R&D



INNO-BIZ



MAIN-BIZ



3 million Dollar Export Tower



Promising export Company




ISO 9001




ISO 14001




Venture Company Certificate



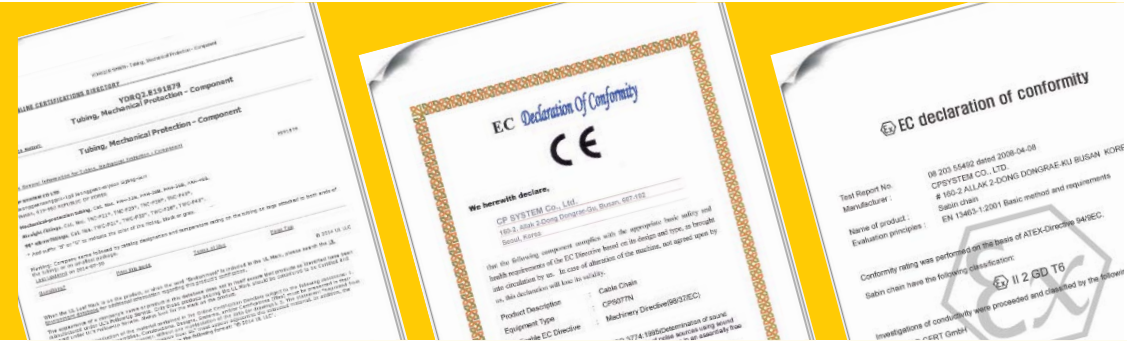
Technically Strong Company



Best Job-Creating Company



Awarded prize for merit part of superb capital goods



Ürün Sertifikaları / Product Certificates



UL



CE



VDE



IPA (nsb CR type)



ATEX




VDE (FLEX&FIX)




VDE



IPA (CPS 028CR)



Reliability



Reliability (Tube)



TUV (CPS Cable chain)

TUV Approved

TUV601COM-ID: 000007053

Manufacturer: CP SYSTEM CO., LTD.
in Busan, Korea

Product: Transport Technology
Sabin chain Type

Test Report: 933 / 2120737

Validity: 2017.01.15

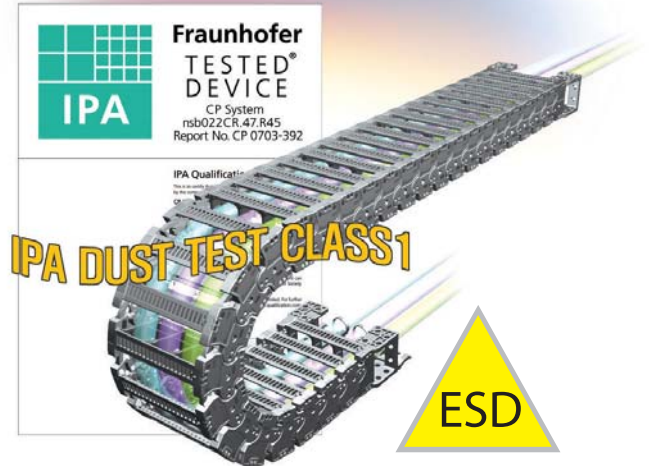
30dB NOISE TEST LEVEL

CPS

Sessiz ve Tozsuz Kablo Taşıma Kanalı / *Low Dust and Low Noise Cable Chain*



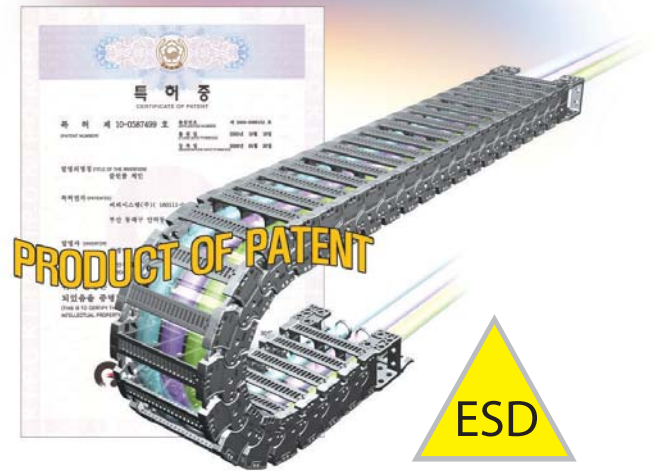
30dB Ses Seviye Sertifikası



1. Sınıf Temiz Oda Sertifikası

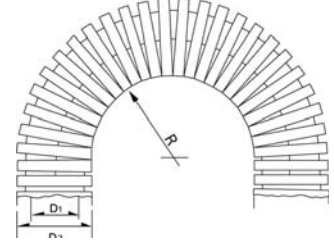


Yeni Mükemmel Teknoloji Sertifikası



Ürün Patent Sertifikası

Kablo Koruma Spirali ve Aksesuarları Flexible Conduits and Fixing Accessories



Kablo koruma spirallerimiz -40°C ile +150°C arası sıcaklığa dayanımlı olup 7 mm ile 95 mm arası 11 değişik ölçüde ve her çap spirale uygun düz rekor ve değişik aksesuarlar stoklarımızda mevcuttur. Ayrıca ürünlerimizde IP 67 ve IP 68 sızdırmazlık özellikleri mevcuttur.

Our conduits, with 11 different sizes from 7mm to 95 mm, can work from -40°C to +150°C. Our connectors and accessories can fit different diameters. Additionally, our products have sealing properties based on IP 67 and IP 68.

Malzeme	Yüksek Kalite Polyamid 6	Material	High Quality polyamide 6
Koruma	IP 68 acc EN 60529	Protective	IP 68 acc EN 60529
Sıcaklık aralığı	- 40 °C ile + 105 °C esas olmak üzere +130 °C sıcaklığa dayanımlıdır.	Temperature Range	- 40 °C + 105 °C up to +130 °C
Sönme özelliği	UL 94-BH, Halogen free	Self-Extinguishing	UL 94-BH, Halogen free
Kullanım Yeri	Makina, Gemi, Tranvay Sektörü vb.	Application	Machine Tool, Shipbuilding, Tramway Ind.

Ürün / Product	Kod / Code	Kod / Codes / Ultraviolet Block / UV-R	Renk / Color (B / G)	İç Çap / Inner Diameter / (d1) mm.	Dış Çap / Outer Diameter / (d2) mm.	Radüs / Bending Raius (R) mm+- % 10
Kablo Koruma Spirali & Corrugated Tube	CPS-07	CPS-07U	B / G	6,4	10,0	15,0
Kablo Koruma Spirali & Corrugated Tube	CPS-10	CPS-10U	B / G	9,6	13,0	20,0
Kablo Koruma Spirali & Corrugated Tube	CPS-12	CPS-12U	B / G	11,8	15,8	30,0
Kablo Koruma Spirali & Corrugated Tube	CPS-16	CPS-16U	B / G	15,9	21,2	40,0
Kablo Koruma Spirali & Corrugated Tube	CPS-22	CPS-22U	B / G	21,7	28,5	45,0
Kablo Koruma Spirali & Corrugated Tube	CPS-28	CPS-28U	B / G	27,8	34,5	55,0
Kablo Koruma Spirali & Corrugated Tube	CPS-36	CPS-36U	B / G	36,0	42,5	60,0
Kablo Koruma Spirali & Corrugated Tube	CPS-48	CPS-48U	B / G	46,5	54,5	70,0
Kablo Koruma Spirali & Corrugated Tube	CPS-56	CPS-56U	B / G	56,3	67,2	110,0
Kablo Koruma Spirali & Corrugated Tube	CPS-70	CPS-70U	B / G	70,0	82,5	160,0
Kablo Koruma Spirali & Corrugated Tube	CPS-95	CPS-95U	B / G	91,5	106,0	210,0



Malzeme	Yüksek Kalite Polyamid 12	Material	High Quality polyamide 12
Koruma	IP 68	Protective	IP 68
Sıcaklık aralığı	+130 °C	Temperature Range	+130 °C
Sönme özelliği	UL 94-V2	Self-Extinguishing	UL 94-V2
Kullanım Yeri	Robot Sektörü	Application	Industrial Robot (For Roboway)
Uluslararası Sertifika	RoHs2,CE	Application	RoHs2,CE



Ürün / Product	Kod / Code	Renk / Color (B / G)	İç Çap / Inner Diameter / (d1) mm.	Dış Çap / Outer Diameter / (d2) mm.	Radüs / Bending Raius (R) mm+- % 10
Kablo Koruma Spirali & Corrugated Tube	PAM-07	B / Y	6,4	10,0	15,0
Kablo Koruma Spirali & Corrugated Tube	PAM-10	B / Y	9,6	13,0	20,0
Kablo Koruma Spirali & Corrugated Tube	PAM-12	B / Y	11,8	15,8	30,0
Kablo Koruma Spirali & Corrugated Tube	PAM-16	B / Y	15,9	21,2	40,0
Kablo Koruma Spirali & Corrugated Tube	PAM-22	B / Y	21,7	28,5	45,0
Kablo Koruma Spirali & Corrugated Tube	PAM-28	B / Y	27,8	34,5	55,0
Kablo Koruma Spirali & Corrugated Tube	PAM-36	B / Y	36,0	42,5	60,0
Kablo Koruma Spirali & Corrugated Tube	PAM-48	B / Y	46,5	54,5	70,0
Kablo Koruma Spirali & Corrugated Tube	PAM-56	B / Y	56,3	67,2	110,0
Kablo Koruma Spirali & Corrugated Tube	PAM-70	B / Y	70,0	82,5	160,0
Kablo Koruma Spirali & Corrugated Tube	PAM-95	B / Y	91,5	106,0	210,0

Kablo Koruma Spirali ve Aksesuarları

Flexible Conduits and Fixing Accessories

Koruma	IP 68 acc EN 60529	Protective	IP 68 acc EN 60529
Malzeme	Yüksek Kalite Polyamid 6	Material	High Quality polyamide 6
Sıcaklık aralığı	- 40 °C ile + 105 °C esas olmak üzere + 150 °C sıcaklığa dayanımlıdır.	Temperature Range	- 40 °C + 105 °C up to + 150 °C
Sönme özelliği	UL 94-V0	Self-Extinguishing	UL 94-V0
Kullanım Yeri	Makina Sektörü	Application	Industrial machinery
Uluslararası Sertifika		International Specification	



Ürün / Product	Kod / Code	Renk / Color (B / G)	İç Çap / Inner Diameter / (d1) mm.	Dış Çap / Outer Diameter / (d2) mm.	Radüs / Bending Raius (R) mm+- % 10
Kablo Koruma Spirali & Corrugated Tube	PAH-07	B / G	6,4	10,0	15,0
Kablo Koruma Spirali & Corrugated Tube	PAH-10	B / G	9,6	13,0	20,0
Kablo Koruma Spirali & Corrugated Tube	PAH-12	B / G	11,8	15,8	30,0
Kablo Koruma Spirali & Corrugated Tube	PAH-16	B / G	15,9	21,2	40,0
Kablo Koruma Spirali & Corrugated Tube	PAH-22	B / G	21,7	28,5	45,0
Kablo Koruma Spirali & Corrugated Tube	PAH-28	B / G	27,8	34,5	55,0
Kablo Koruma Spirali & Corrugated Tube	PAH-36	B / G	36,0	42,5	60,0
Kablo Koruma Spirali & Corrugated Tube	PAH-48	B / G	46,5	54,5	70,0
Kablo Koruma Spirali & Corrugated Tube	PAH-56	B / G	56,3	67,2	110,0
Kablo Koruma Spirali & Corrugated Tube	PAH-70	B / G	70,0	82,5	160,0
Kablo Koruma Spirali & Corrugated Tube	PAH-95	B / G	91,5	106,0	210,0

Malzeme	Yüksek Kalite Polyamid 6	Material	High Quality polyamide 6
Sıcaklık aralığı	- 40 °C ile + 105 °C esas olmak üzere +130 °C sıcaklığa dayanımlıdır.	Temperature Range	- 40 °C + 105 °C up to +130 °C
Sönme özelliği	UL 94-HP	Self-Extinguishing	UL 94-HP
Kullanım Yeri	Makina Sektörü	Application	Industrial machinery
Uluslararası Sertifika	RoHs2, CE	International Specification	RoHs2, CE



Ürün / Product / TEK YARIKLI SİRİL	Kod / Code	Renk / Color (B / G)	İç Çap / Inner Diameter / (d1)	Dış Çap / Outer Diameter / (d2)	Radüs / Bending Raius (R) mm+- % 10
Kablo Koruma Spirali & Corrugated Tube	CPSS-07	B / G	6,4	10,0	15,0
Kablo Koruma Spirali & Corrugated Tube	CPSS-10	B / G	9,6	13,0	20,0
Kablo Koruma Spirali & Corrugated Tube	CPSS-12	B / G	11,8	15,8	30,0
Kablo Koruma Spirali & Corrugated Tube	CPSS-16	B / G	15,9	21,2	40,0
Kablo Koruma Spirali & Corrugated Tube	CPSS-22	B / G	21,7	28,5	45,0
Kablo Koruma Spirali & Corrugated Tube	CPSS-28	B / G	27,8	34,5	55,0
Kablo Koruma Spirali & Corrugated Tube	CPSS-36	B / G	36,0	42,5	60,0
Kablo Koruma Spirali & Corrugated Tube	CPSS-48	B / G	46,5	54,5	70,0
Kablo Koruma Spirali & Corrugated Tube	CPSS-56	B / G	56,3	67,2	110,0
Kablo Koruma Spirali & Corrugated Tube	CPSS-70	B / G	70,0	82,5	160,0
Kablo Koruma Spirali & Corrugated Tube	CPSS-95	B / G	91,5	106,0	210,0

Kablo Koruma Spirali ve Aksesuarları

Flexible Conduits and Fixing Accessories



Düz Rekor / Connectors	(PG) (DIN 40430)	Material	High Quality polyamide 6
Malzeme	Yüksek kalite Polyamide 6	Protective	IP 68 (EN 60529)
Koruma	IP 68 (EN 60529)	Temperature Range	-40°C +105°C up to 150°C
Sıcaklık aralığı	-40°C +105°C ani 150°C	Short Term.	UL94-HB,UL94-V0
Sönme özelliği	UL94-HB,UL94-V0		

Ordering No.							
--------------	---	---	---	---	---	---	---

Pg Thread (DIN 40430) (IP68)

Ürün / Product	Spiral kod For tube size	Kod / Codes	Renk / Color (B / G)	Diş ölçüsü / Thread	S	L1	L	ø i	ø D	SW
Düz rekor / Connector	7	PNC-P077	B / G	PG07	12,2	11,0	34,0	8,5	16,8	14,0
Düz rekor / Connector	7	PNC-P097	B / G	PG09	14,9	11,0	34,0	8,5	25,0	14,0
Düz rekor / Connector	7	PNC-P117	B / G	PG11	18,4	11,0	34,0	8,5	25,0	14,0
Düz rekor / Connector	7	PNC-P137	B / G	PG13,5	20,2	11,0	34,0	8,5	25,0	14,0
Düz rekor / Connector	10	PNC-P070	B / G	PG07	12,2	13,0	43,5	7,5	25,0	19,7
Düz rekor / Connector	10	PNC-P09	B / G	PG09	14,9	13,0	43,5	10,0	25,0	19,7
Düz rekor / Connector	10	PNC-P110	B / G	PG11	18,4	13,0	43,5	12,0	25,0	19,7
Düz rekor / Connector	10	PNC-P130	B / G	PG13,5	20,2	13,0	43,5	12,0	25,0	19,7
Düz rekor / Connector	10	PNC-P160	B / G	PG16	22,3	13,0	43,5	12,0	25,0	19,7
Düz rekor / Connector	12	PNC-P0912	B / G	PG09	14,9	13,0	43,1	12,0	27,6	22,8
Düz rekor / Connector	12	PNC-P11	B / G	PG11	18,4	13,0	43,1	14,0	27,6	22,8
Düz rekor / Connector	12	PNC-P132	B / G	PG13,5	20,2	13,0	43,1	15,0	27,6	22,8
Düz rekor / Connector	12	PNC-P162	B / G	PG16	22,3	13,0	43,1	15,0	27,6	22,8
Düz rekor / Connector	16	PNC-P136	B / G	PG13,5	20,2	13,0	45,0	15,2	33,0	28,0
Düz rekor / Connector	16	PNC-P16	B / G	PG16	22,3	13,0	45,0	15,2	33,0	28,0
Düz rekor / Connector	16	PNC-P216	B / G	PG21	28,0	13,0	45,0	17,5	33,0	28,0
Düz rekor / Connector	22	PNC-P163	B / G	PG16	22,3	13,0	54,7	18,0	43,0	37,5
Düz rekor / Connector	22	PNC-P21	B / G	PG21	28,0	15,0	54,7	22,0	43,0	37,5
Düz rekor / Connector	29	PNC-P29	B / G	PG29	36,8	15,0	62,4	30,5	48,8	43,0
Düz rekor / Connector	36	PNC-P36	B / G	PG36	46,7	19,0	75,0	40,9	60,6	52,2
Düz rekor / Connector	48	PNC-P48	B / G	PG48	59,0	21,0	81,4	50,0	71,8	64,0

Metric Thread (EN 60423) (IP68)

Ürün / Product	Spiral kod For tube size	Kod / Codes	Renk / Color (B / G)	Diş ölçüsü / Thread	S	L1	L	ø i	ø D	SW
Düz rekor / Connector	7	PNC-M107	B / G	M12 X 1,5	11,8	11,0	34,0	8,5	25,0	14,0
Düz rekor / Connector	7	PNC-M127	B / G	M16 X 1,5	15,8	11,0	34,0	8,5	25,0	14,0
Düz rekor / Connector	7	PNC-M167	B / G	M20 X 1,5	19,8	11,0	34,0	8,5	25,0	14,0
Düz rekor / Connector	10	PNC-M10	B / G	M12 X 1,5	11,8	13,0	43,5	7,5	25,0	19,7
Düz rekor / Connector	10	PNC-M120	B / G	M16 X 1,5	15,8	13,0	43,5	10,0	25,0	19,7
Düz rekor / Connector	10	PNC-M20	B / G	M20 X 1,5	19,8	13,0	43,5	12,0	25,0	19,7
Düz rekor / Connector	12	PNC-M102	B / G	M12 X 1,5	11,8	13,0	43,1	8,0	27,6	22,8
Düz rekor / Connector	12	PNC-M12	B / G	M16 X 1,5	15,8	13,0	43,1	12,0	27,6	22,8
Düz rekor / Connector	12	PNC-M202	B / G	M20 X 1,5	19,8	13,0	43,1	15,2	27,6	22,8
Düz rekor / Connector	16	PNC-M126	B / G	M16 X 1,5	15,8	13,0	45,0	12,0	33,0	28,0
Düz rekor / Connector	16	PNC-M16	B / G	M20 X 1,5	19,8	13,0	45,0	15,2	33,0	28,0
Düz rekor / Connector	16	PNC-M226	B / G	M25 X 1,5	24,7	13,0	45,0	17,5	33,0	28,0
Düz rekor / Connector	22	PNC-M22	B / G	M25 X 1,5	24,7	15,0	54,7	20,5	43,0	37,5
Düz rekor / Connector	22	PNC-M3222	B / G	M32 X 1,5	31,7	15,0	54,7	22,0	43,0	37,5
Düz rekor / Connector	28	PNC-M28	B / G	M32 X 1,5	31,7	15,0	62,4	27,0	48,8	43,0
Düz rekor / Connector	28	PNC-M4028	B / G	M40 X 1,5	39,6	15,0	62,4	30,5	48,8	43,0
Düz rekor / Connector	36	PNC-M36	B / G	M40 X 1,5	39,6	19,0	76,0	33,0	60,6	52,2
Düz rekor / Connector	36	PNC-M5036	B / G	M50 X 1,5	49,6	19,0	76,6	41,3	60,6	52,2
Düz rekor / Connector	48	PNC-M48	B / G	M50 X 1,5	49,6	21,0	81,4	42,0	71,8	64,0
Düz rekor / Connector	48	PNC-M6348	B / G	M63 X 1,5	62,6	21,0	81,4	50,0	71,8	64,0



Kablo Koruma Spirali ve Aksesuarları Flexible Conduits and Fixing Accessories

PF Thread (JIS B0202) (IP68)

Ürün / Product	Spiral kod For tube size	Kod / Codes	Renk / Color (B / G)	Diş ölçüsü / Thread	S	L1	L	Ø i	Ø D	SW
Düz rekor / Connector	7	PNC-G07	B / G	G1/4"	12,9	11,0	34,0	8,5	25,0	14,0
Düz rekor / Connector	10	PNC-G10	B / G	G1/2"	20,5	13,0	43,5	12,0	25,0	19,7
Düz rekor / Connector	12	PNC-G12	B / G	G1/2"	20,5	13,0	43,1	15,0	27,6	22,8
Düz rekor / Connector	16	PNC-G16	B / G	G1/2 "	20,5	13,0	45,0	15,2	33,0	28,0
Düz rekor / Connector	22	PNC-G22	B / G	G3/4 "	26,4	15,0	54,7	22,0	43,0	37,5
Düz rekor / Connector	28	PNC-G28	B / G	G1"	32,6	15,0	62,4	27,0	48,8	43,0
Düz rekor / Connector	36	PNC-G36	B / G	G1 1/4"	41,7	19,0	76,0	34,1	60,6	52,2
Düz rekor / Connector	48	PNC-G48	B / G	G1 1/2"	47,4	21,0	81,4	42,0	71,8	64,0
Düz rekor / Connector	48	PNC-G48	B / G	G2"	59,0	20,7	80,5	50,0	71,8	64,0

NPT Thread (ANSI/ASME B1.20.1) (IP68)

Ürün / Product	Spiral kod For tube size	Kod / Codes	Renk / Color (B / G)	Diş ölçüsü / Thread	S	L1	L	Ø i	Ø D	SW
Düz rekor / Connector	10	PNC-N10	B / G	NPT 1/2"	20,5	13,0	43,5	12,0	25,0	19,7
Düz rekor / Connector	12	PNC-N12	B / G	NPT 1/2"	20,5	13,0	43,1	15,0	27,6	22,8
Düz rekor / Connector	16	PNC-N16	B / G	NPT 1/2"	20,5	13,0	45,0	15,2	33,0	28,0
Düz rekor / Connector	22	PNC-N22	B / G	NPT 3/4"	26,0	15,0	54,7	22,0	43,0	37,5
Düz rekor / Connector	28	PNC-N28	B / G	NPT 1"	32,7	15,0	62,4	27,0	48,8	43,0

PF Thread (JIS B0202) (IP68)

Ürün / Product	Spiral kod For tube size	Kod / Codes	Renk / Color (B / G)	Diş ölçüsü / Thread	S	L1	L	Ø 01	Ø D	SW
Düz rekor / Connector	56	TNC-G56	B / G	G2"	59,6	24,0	64,3	49,6	93,0	78,0
Düz rekor / Connector	70	TNC-G70	B / G	G2 1/2"	75,1	30,0	75,2	67,0	121,0	94,5
Düz rekor / Connector	95	TNC-G95	B / G	G4"	113,0	40,0	92,2	98,0	151,0	118,5



Ordering No.



PF Thread (JIS B0202) (IP68)

Ürün / Product	Spiral kod For tube size	Kod / Codes	Renk / Color (B / G)	Diş ölçüsü / Thread	S	L1	L2	L	Ø i	Ø D	SW
Dirsek rekor / Elbow Connector	7	PWC-P077	B / G	PG07	12,2	11,0	36,8	47,0	7,5	18,0	14,0
Dirsek rekor / Elbow Connector	7	PWC-P097	B / G	PG09	14,9	11,0	36,8	47,0	8,5	18,0	14,0
Dirsek rekor / Elbow Connector	10	PWC-P09	B / G	PG09	14,9	13,0	50,5	66,4	11,0	24,9	19,7
Dirsek rekor / Elbow Connector	10	PWC-P110	B / G	PG11	18,4	13,0	50,0	66,4	13,0	24,9	19,7
Dirsek rekor / Elbow Connector	10	PWC-P130	B / G	PG13,5	20,2	13,0	50,2	66,4	15,0	25,0	19,7
Dirsek rekor / Elbow Connector	12	PWC-P11	B / G	PG11	18,4	13,0	50,4	64,7	13,0	27,6	22,8
Dirsek rekor / Elbow Connector	12	PWC-P132	B / G	PG13,5	20,2	13,0	50,6	64,9	15,0	27,6	22,8
Dirsek rekor / Elbow Connector	12	PWC-P162	B / G	PG16	22,3	13,0	50,9	64,8	15,0	27,6	22,8
Dirsek rekor / Elbow Connector	16	PWC-P136	B / G	PG13,5	20,2	13,0	55,7	70,3	15,2	33,0	28,0
Dirsek rekor / Elbow Connector	16	PWC-P16	B / G	PG16	22,3	13,0	55,7	70,6	17,5	33,0	28,0
Dirsek rekor / Elbow Connector	22	PWC-P163	B / G	PG16	22,3	15,0	66,4	88,4	18,0	43,0	37,5
Dirsek rekor / Elbow Connector	22	PWC-P21	B / G	PG21	28,0	15,0	66,4	87,5	22,3	43,0	37,5
Dirsek rekor / Elbow Connector	29	PWC-P29	B / G	PG29	36,8	15,0	76,0	105,0	30,5	48,8	43,0
Dirsek rekor / Elbow Connector	36	PWC-P36	B / G	PG36	46,7	19,0	96,8	130,5	34,6	60,6	52,2
Dirsek rekor / Elbow Connector	48	PWC-P48	B / G	PG48	59,0	19,0	109,0	147,5	50,3	71,8	64,0

Kablo Koruma Spirali ve Aksesuarları Flexible Conduits and Fixing Accessories

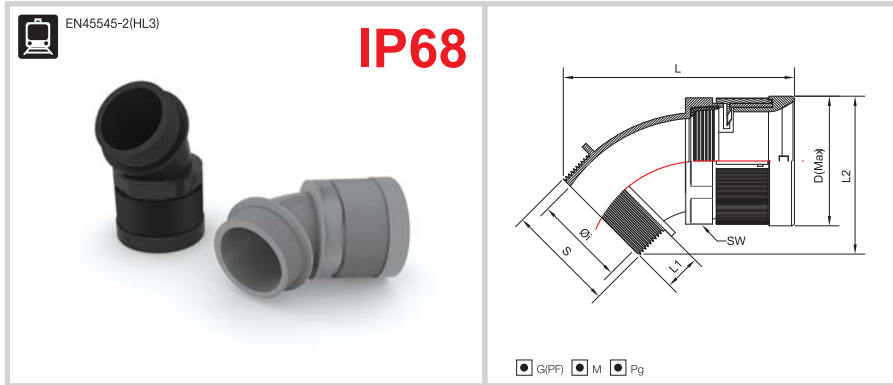


Metric Thread (EN 60423) (IP68)

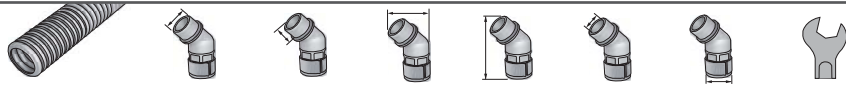
Ürün / Product	Spiral kod For tube size	Kod / Codes	Renk / Color (B / G)	Diş ölçüsü / Thread	S	L1	L2	L	Ø i	Ø D	SW
Dirsek rekor / Elbow Connector	7	PWC-M107	B / G	M12 X 1,5	11,8	111,0	36,6	47,0	7,5	18,0	14,0
Dirsek rekor / Elbow Connector	10	PWC-M10	B / G	M12 X 1,5	11,8	13,0	50,2	66,4	8,0	24,9	19,7
Dirsek rekor / Elbow Connector	12	PWC-M12	B / G	M16 X 1,5	15,8	13,0	50,2	64,9	12,0	27,6	22,8
Dirsek rekor / Elbow Connector	12	PWC-M202	B / G	M20 X 1,5	19,8	13,0	50,2	64,7	12,0	27,6	22,8
Dirsek rekor / Elbow Connector	16	PWC-M16	B / G	M20 X 1,5	19,8	13,0	55,5	71,6	15,2	33,0	28,0
Dirsek rekor / Elbow Connector	22	PWC-M22	B / G	M25 X 1,5	24,7	15,0	66,4	88,2	18,0	43,0	37,5
Dirsek rekor / Elbow Connector	28	PWC-M28	B / G	M32 X 1,5	31,7	15,0	76,0	105,1	27,0	48,8	43,0
Dirsek rekor / Elbow Connector	36	PWC-M36	B / G	M40 X 1,5	39,6	19,0	96,5	130,4	33,8	60,6	52,2
Dirsek rekor / Elbow Connector	48	PWC-M48	B / G	M50 X 1,5	49,6	19,0	109,1	145,7	42,0	71,8	64,0

PF Thread (JIS B0202) (IP68)

Ürün / Product	Spiral kod For tube size	Kod / Codes	Renk / Color (B / G)	Diş ölçüsü / Thread	S	L1	L2	L	Ø i	Ø D	SW
Dirsek rekor / Elbow Connector	10	PWC-G10	B / G	G1/2"	11,8	13,0	50,2	66,4	8,0	24,9	19,7
Dirsek rekor / Elbow Connector	12	PWC-G12	B / G	G1/2"	15,8	13,0	50,2	64,9	12,0	27,6	22,8
Dirsek rekor / Elbow Connector	16	PWC-G16	B / G	G1/2"	19,8	13,0	55,5	71,6	15,2	33,0	28,0
Dirsek rekor / Elbow Connector	22	PWC-G22	B / G	G3/4 "	24,7	15,0	66,4	88,2	18,0	43,0	37,5
Dirsek rekor / Elbow Connector	28	PWC-G28	B / G	G1"	31,7	15,0	76,0	105,1	27,0	48,8	43,0
Dirsek rekor / Elbow Connector	28	PWC-G368	B / G	G1 1/4"	31,7	15,0	76,0	105,1	27,0	48,8	43,0
Dirsek rekor / Elbow Connector	36	PWC-G42	B / G	G1 1/2"	39,6	19,0	96,5	130,4	33,8	60,6	52,2
Dirsek rekor / Elbow Connector	48	PWC-G48	B / G	G2"	49,6	19,0	109,1	145,7	42,0	71,8	64,0



Ordering No.



Pg Thread (DIN 40430) (IP68)

Ürün / Product	Spiral kod For tube size	Kod / Codes	Renk / Color (B / G)	Diş ölçüsü / Thread	S	L1	L2	L	Ø i	Ø D	SW
Dirsek rekor / Elbow Connector	10	PAC-P09	B / G	PG09	14,9	13,0	31,3	59,6	11,1	24,9	19,7
Dirsek rekor / Elbow Connector	10	PAC-P110	B / G	PG11	18,4	13,0	33,5	60,6	15,0	24,9	19,7
Dirsek rekor / Elbow Connector	10	PAC-P130	B / G	PG13,5	20,2	13,0	35,4	61,5	15,1	25,0	19,7
Dirsek rekor / Elbow Connector	12	PAC-P11	B / G	PG11	18,4	13,0	36,2	62,0	14,1	27,6	22,8
Dirsek rekor / Elbow Connector	16	PAC-P136	B / G	PG13,5	20,2	13,0	41,1	66,0	15,3	33,0	28,0
Dirsek rekor / Elbow Connector	16	PAC-P136	B / G	PG16	22,3	13,0	41,8	67,3	17,6	33,0	28,0
Dirsek rekor / Elbow Connector	22	PAC-P21	B / G	PG21	28,0	15,0	51,7	81,7	22,2	43,0	37,5
Dirsek rekor / Elbow Connector	28	PAC-P29	B / G	PG29	36,8	15,0	57,8	94,1	31,0	48,8	42,0
Dirsek rekor / Elbow Connector	36	PAC-P36	B / G	PG36	46,7	19	73,3	114,0	40,3	60,6	52,2
Dirsek rekor / Elbow Connector	48	PAC-P48	B / G	PG48	58,8	19	84,6	125,9	50,1	71,8	64

Metric Thread (EN 60423) (IP68)

Ürün / Product	Spiral kod For tube size	Kod / Codes	Renk / Color (B / G)	Diş ölçüsü / Thread	S	L1	L2	L	Ø i	Ø D	SW
Dirsek rekor / Elbow Connector	10	PAC-M10	B / G	M12 X 1,5	11,8	13,0	31,5	58,4	8,0	24,9	19,7
Dirsek rekor / Elbow Connector	12	PAC-M12	B / G	M16 X 1,5	15,8	13,0	35,6	61,0	12,0	24,9	19,7
Dirsek rekor / Elbow Connector	12	PAC-M202	B / G	M20 X 1,5	19,8	13,0	37,2	62,7	15,1	25,0	19,7
Dirsek rekor / Elbow Connector	16	PAC-M16	B / G	M20 X 1,5	19,8	13,0	39,7	66,2	15,3	27,6	22,8
Dirsek rekor / Elbow Connector	22	PAC-M22	B / G	M25 X 1,5	24,7	15,0	50,0	80,0	20,4	33,0	28,0
Dirsek rekor / Elbow Connector	28	PAC-M28	B / G	M32 X 1,5	31,7	15,0	56,3	92,5	27,2	33,0	28,0
Dirsek rekor / Elbow Connector	36	PAC-M36	B / G	M40 X 1,5	39,0	19,0	70,5	111,5	34,0	43,0	37,5
Dirsek rekor / Elbow Connector	48	PAC-M48	B / G	M50 X 1,5	49,6	19,0	81,3	122,5	42,0	48,8	42,0

PF Thread (JIS B0202) (IP68)

Ürün / Product	Spiral kod For tube size	Kod / Codes	Renk / Color (B / G)	Diş ölçüsü / Thread	S	L1	L2	L	Ø i	Ø D	SW
Dirsek rekor / Elbow Connector	10	PAC-G10	B / G	G1/2"	20,5	13,0	35,0	61,6	15,0	25,0	19,7
Dirsek rekor / Elbow Connector	12	PAC-G12	B / G	G1/2"	20,5	13,0	36,9	62,7	15,0	27,6	22,8
Dirsek rekor / Elbow Connector	16	PAC-G202	B / G	G1/2"	20,5	13,0	40,4	66,3	15,2	33,0	28,0
Dirsek rekor / Elbow Connector	22	PAC-G16	B / G	G3/4 "	26,2	15,0	50,1	80,9	22,0	43,0	37,5
Dirsek rekor / Elbow Connector	28	PAC-G22	B / G	G1"	33,0	15,0	54,4	93,5	27,1	48,8	43,0
Dirsek rekor / Elbow Connector	36	PAC-G28	B / G	G1 1/4"	41,6	19,0	71,3	111,5	34,1	60,6	52,2
Dirsek rekor / Elbow Connector	48	PAC-G36	B / G	G1 1/2"	47,4	19,0	80,1	121,9	41,1	71,8	64,0
Dirsek rekor / Elbow Connector	48	PAC-G42	B / G	G2"	59,0	19,0	84,1	125,9	50,0	71,8	64,0



Pg Thread (DIN 40430)

Ürün / Product	Kod / Codes	Renk / Color (B / G)	Diş ölçüsü / Thread	S	H	L	SW
Somun / Nut	FLN-P07	B / G	PG07	12,50	4,0	21,1	19
Somun / Nut	FLN-P09	B / G	PG09	15,20	4,0	23,9	22
Somun / Nut	FLN-P11	B / G	PG11	18,60	6,0	25,8	24
Somun / Nut	FLN-P13,5	B / G	PG13,5	20,40	6,0	28,7	27
Somun / Nut	FLN-P16	B / G	PG16	22,50	6,0	32,1	30,3
Somun / Nut	FLN-P21	B / G	PG21	28,30	6,8	38,5	36
Somun / Nut	FLN-P29	B / G	PG29	37,00	6,8	49,7	46
Somun / Nut	FLN-P36	B / G	PG36	47,00	8,0	66,5	60
Somun / Nut	FLN-P48	B / G	PG48	59,30	8,0	78,1	70,2

Kod / Codes
SLN-P07
SLN-P09
SLN-P11
SLN-P13,5
SLN-P16
SLN-P21
SLN-P29
SLN-P36
SLN-P48

Metric Thread (EN 60423)


Ürün / Product	Kod / Codes	Renk / Color (B / G)	Diş ölçüsü / Thread	S	H	L	SW
Somun / Nut	FLN-M10	B / G	M12 X 1,5	12	6	18,6	17
Somun / Nut	FLN-M12	B / G	M16 X 1,5	16	6	24	22
Somun / Nut	FLN-M16	B / G	M20 X 1,5	20	6	28	26
Somun / Nut	FLN-M22	B / G	M25 X 1,5	25	6,8	35,6	33
Somun / Nut	FLN-M28	B / G	M32 X 1,5	32	6,8	43,6	40
Somun / Nut	FLN-M36	B / G	M40 X 1,6	40	8	54	50
Somun / Nut	FLN-M48	B / G	M50 X 1,7	50	8	65,4	60

Kod / Codes
SLN-M10
SLN-M12
SLN-M16
SLN-M22
SLN-M28
SLN-M36
SLN-M48

PF Thread (JIS B0202)


Ürün / Product	Kod / Codes	Renk / Color (B / G)	Diş ölçüsü / Thread	S	H	L	SW
Somun / Nut	FLN-G07	B / G	G1/4"	13	6	20,7	19
Somun / Nut	FLN-G10	B / G	G1/2"	20,9	6	29,5	27,3
Somun / Nut	FLN-G12	B / G	G1/2"	20,9	6	29,5	27,3
Somun / Nut	FLN-G16	B / G	G1/2"	20,9	6	29,5	27,3
Somun / Nut	FLN-G22	B / G	G3/4"	26,4	6,8	38,4	36
Somun / Nut	FLN-G28	B / G	G1"	33,2	6,8	47,8	44
Somun / Nut	FLN-G36	B / G	G1 1/4"	41,9	8	52,3	49
Somun / Nut	FLN-G42	B / G	G1 1/2"	47,8	8	72,3	65
Somun / Nut	FLN-G48	B / G	G2"	59,6	8	76,5	70

Kod / Codes
SLN-G07
SLN-G10
SLN-G12
SLN-G16
SLN-G22
SLN-G28
SLN-G36
SLN-G42
SLN-G48



Kablo Koruma Spirali ve Aksesuarları

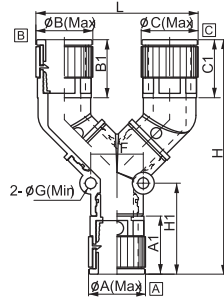
Flexible Conduits and Fixing Accessories



Ürün / Product	Diş ölçüsü / Thread / PG
Conta / Washer	FWH-P07
Conta / Washer	FWH-P09
Conta / Washer	FWH-P11
Conta / Washer	FWH-P13,5
Conta / Washer	FWH-P16
Conta / Washer	FWH-P21
Conta / Washer	FWH-P29
Conta / Washer	FWH-P36
Conta / Washer	FWH-P48

Diş ölçüsü / Thread / Metric
FWH-M10
FWH-M12
FWH-M16
FWH-M22
FWH-M28
FWH-M36
FWH-M48

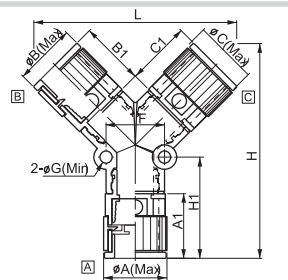
IP67



Ürün / Product	Spiral kod For tube size	Kod / Codes	Renk / Color (B / G)	A	B	C	Ø A	A1	Ø B	B1	Ø C	C1	Ø G	F	H1	H	L
Y Dağıtıcı / Connector	10	TYC-101010	B / G	10	10	10	23	26,6	23	24	23	24	5	24	41,6	104,0	67,0
Y Dağıtıcı / Connector	12	TYC-121010	B / G	12	10	10	25	26,5	23	24	23	24	5	24	41,5	104,0	67,0
Y Dağıtıcı / Connector	12	TYC-121210	B / G	12	12	10	25	26,5	25	24	23	24	5	24	41,5	107,0	69,7
Y Dağıtıcı / Connector	12	TYC-121212	B / G	12	12	12	25	26,5	25	24	25	24,4	5	24	43,5	107,0	73,5
Y Dağıtıcı / Connector	16	TYC-161010	B / G	16	10	10	30	28,5	23	24	23	24	5	24	43,5	105,7	67,0
Y Dağıtıcı / Connector	16	TYC-161210	B / G	16	12	10	30	28,5	25	24,4	23	24	5	24	43,5	108,7	69,7
Y Dağıtıcı / Connector	16	TYC-161212	B / G	16	12	12	30	28,5	25	24,4	25	24,4	5	24	43,5	108,7	73,0
Y Dağıtıcı / Connector	16	TYC-161616	B / G	16	16	16	30	28,5	30	26	30	26	5	24	48,2	110,8	83,0
Y Dağıtıcı / Connector	22	TYC-222222	B / G	22	22	22	41	33,3	41	33,5	41	33,5	5,6	39	53,9	134,5	108,0
Y Dağıtıcı / Connector	28	TYC-282222	B / G	28	22	22	47	39	41	33,5	41	33,5	5,6	39	53,9	142,0	108,0
Y Dağıtıcı / Connector	28	TYC-282822	B / G	28	28	22	47	39	47	39,5	41	33,5	5,6	39	53,9	150,0	111,0
Y Dağıtıcı / Connector	28	TYC-282828	B / G	28	28	28	47	39	47	39,5	47	39,5	5,6	39	53,9	150,0	114,0

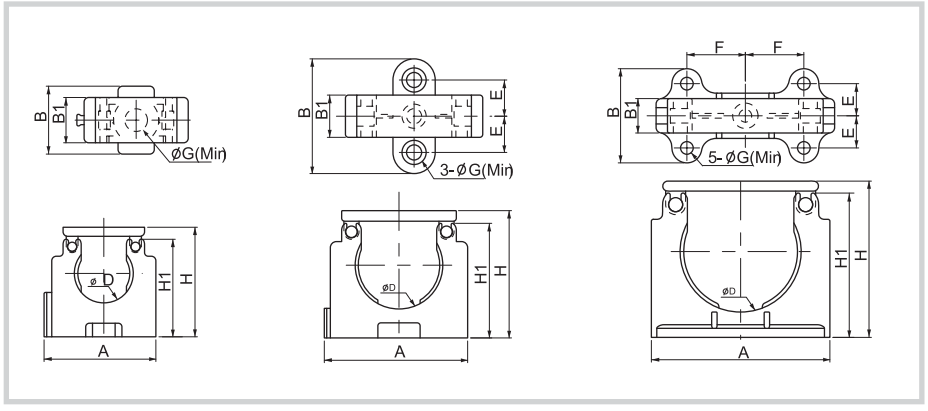
Ürün / Product	Spiral kod For tube size	Kod / Codes	Renk / Color (B / G)	A	B	C	Ø A	A1	Ø B	B1	Ø C	C1	Ø G	F	H1	H	L
T Dağıtıcı / Connector	10	TTC-101010	B / G	10	10	10	23	26,6	23	24	23	24	5	24	41,6	81,0	114,0
T Dağıtıcı / Connector	12	TTC-121010	B / G	12	10	10	25	26,5	23	24	23	24	5	24	41,5	81,0	114,0
T Dağıtıcı / Connector	12	TTC-121210	B / G	12	12	10	25	26,5	25	24	23	24	5	24	41,5	83,0	118,0
T Dağıtıcı / Connector	12	TTC-121212	B / G	12	12	12	25	26,5	25	24	25	24,4	5	24	43,5	83,0	120,0
T Dağıtıcı / Connector	16	TTC-161010	B / G	16	10	10	30	28,5	23	24	23	24	5	24	43,5	82,0	114,0
T Dağıtıcı / Connector	16	TTC-161210	B / G	16	12	10	30	28,5	25	24,4	23	24	5	24	43,5	85,0	118,0
T Dağıtıcı / Connector	16	TTC-161212	B / G	16	12	12	30	28,5	25	24,4	25	24,4	5	24	43,5	85,0	120,0
T Dağıtıcı / Connector	16	TTC-161616	B / G	16	16	16	30	28,5	30	26	30	26	5	24	48,2	90,0	124,0
T Dağıtıcı / Connector	22	TTC-222222	B / G	22	22	22	41	33,3	41	33,5	41	33,5	5,6	39	53,9	110,0	156,0
T Dağıtıcı / Connector	28	TTC-282222	B / G	28	22	22	47	39	41	33,5	41	33,5	5,6	39	53,9	116,0	156,0
T Dağıtıcı / Connector	28	TTC-282822	B / G	28	28	22	47	39	47	39,5	41	33,5	5,6	39	53,9	120,0	165,0
T Dağıtıcı / Connector	28	TTC-282828	B / G	28	28	28	47	39	47	39,5	47	39,5	5,6	39	53,9	120,0	174,0

IP67



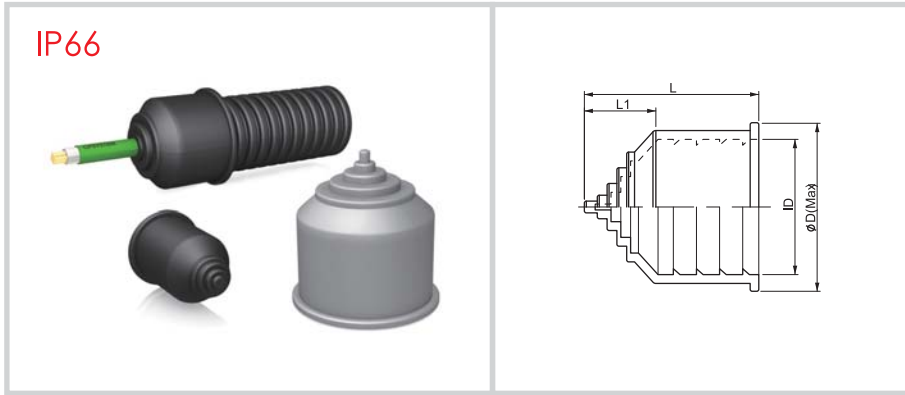
Ürün / Product	Spiral kod For tube size	Kod / Codes	Renk / Color (B / G)	A	B	C	Ø A	A1	Ø B	B1	Ø C	C1	Ø G	F	H1	H	L
V Dağıtıcı / Connector	10	TVC-101010	B / G	10	10	10	23	26,6	23	26,6	23	26,6	5	24	41,6	86,0	80,0
V Dağıtıcı / Connector	12	TVC-121010	B / G	12	10	10	25	26,5	23	26,6	23	26,6	5	24	41,5	86,0	80,0
V Dağıtıcı / Connector	12	TVC-121210	B / G	12	12	10	25	26,5	25	26,5	23	26,5	5	24	41,5	88,0	83,0
V Dağıtıcı / Connector	12	TVC-121212	B / G	12	12	12	25	26,5	25	26,5	25	26,5	5	24	43,5	88,0	83,0
V Dağıtıcı / Connector	16	TVC-161010	B / G	16	10	10	30	28,5	23	26,6	23	26,6	5	24	43,5	88,0	83,0
V Dağıtıcı / Connector	16	TVC-161210	B / G	16	12	10	30	28,5	25	26,5	23	26,5	5	24	43,5	90,0	81,0
V Dağıtıcı / Connector	16	TVC-161212	B / G	16	12	12	30	28,5	25	26,5	25	26,5	5	24	43,5	90,0	83,0
V Dağıtıcı / Connector	16	TVC-161616	B / G	16	16	16	30	28,5	30	28,5	30	28,5	5	24	48,2	93,0	89,8
V Dağıtıcı / Connector	22	TVC-222222	B / G	22	22	22	41	33,3	41	33,3	41	33,3	5,6	39	53,9	112,0	112,0
V Dağıtıcı / Connector	28	TVC-282222	B / G	28	22	22	47	39	41	33,3	41	33,3	5,6	39	53,9	118,0	112,0
V Dağıtıcı / Connector	28	TVC-282822	B / G	28	28	22	47	39	47	39	41	39	5,6	39	53,9	124,0	118,0
V Dağıtıcı / Connector	28	TVC-282828	B / G	28	28	28	47	39	47	39	47	39	5,6	39	53,9	124,0	124,0

Kablo Koruma Spirali ve Aksesuarları Flexible Conduits and Fixing Accessories



Ürün / Product	Spiral kod For tube size	Kod / Codes	Renk / Color (B / G)	Ø D	A	H	B	B1	E	F	ØG	Bolt
Kroşe / Clamp	7	NFH-07	B / G	10,0	16,6	20,5	14,5	10	-	-	5	1-M4
Kroşe / Clamp	10	NFH-10	B / G	13,0	23,0	22	-	10	-	-	5	1-M4
Kroşe / Clamp	12	NFH-12	B / G	16,0	27,5	25	33	14	11,3	-	5,4	3-M5
Kroşe / Clamp	16	NFH-16	B / G	21,5	34,3	33	35,9	14	12	-	5,4	3-M5
Kroşe / Clamp	22	NFH-22	B / G	29,0	45,5	41,7	38	14	12	-	6,4	3-M6
Kroşe / Clamp	28	NFH-28	B / G	35,0	55,0	49,8	37	14	12,5	17	6,4	5-M6
Kroşe / Clamp	36	NFH-36	B / G	42,0	66,0	59,3	41,5	14	13,5	18,75	6,4	5-M6
Kroşe / Clamp	48	NFH-48	B / G	53,6	84,9	72,7	41,5	14	13,5	28	6,4	5-M6

Ürün / Product	Spiral kod For tube size	Kod / Codes	Renk / Color (B / G)	Ø D	A	H	H1	B	B1	E	F	ØG	Bolt
Kroşe / Clamp	56	NFH-56	B / G	66,8	98,6	86,3	79,9	52	19	17,75	32,3	6,4	5-M6
Kroşe / Clamp	70	NFH-70	B / G	2,0	121	105,8	97,6	63	23	21,5	39,5	8,4	5-M8
Kroşe / Clamp	95	NFH-95	B / G	105,6	155,4	136,3	125,8	82	30	28	51,7	8,4	5-M8



- Material : N,B,R (Nitrile-Gutadiene Rubber)
- Properties : Tube terminal, assembled by just putting on
- Degrees of Protection : IP 66 (EN 60529)
- Color : Black & Gray
- For tube type : Corrugated tubes, type of CPSFLEX

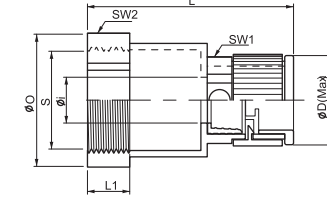
Ordering No.					
--------------	--	--	--	--	--

Ürün / Product	Spiral kod For tube size	Kod / Codes	Renk / Color (B / G)	Ø i (Min)	Ø i (Max)	L1	L	ID	ØD
Kablo Tutucu / Cable Holder	7	FEC-07	B / G	2	7	8	24	10	16
Kablo Tutucu / Cable Holder	10	FEC-10	B / G	3	10	11	33	12,5	17
Kablo Tutucu / Cable Holder	12	FEC-12	B / G	4,2	12	11	33	16	23,5
Kablo Tutucu / Cable Holder	16	FEC-16	B / G	6	16	12,5	34,5	21,2	29
Kablo Tutucu / Cable Holder	22	FEC-22	B / G	6	22	16	43	28,5	37
Kablo Tutucu / Cable Holder	28	FEC-28	B / G	6	28	16	43	34,5	43
Kablo Tutucu / Cable Holder	36	FEC-36	B / G	6	36	24	58,5	42,5	52
Kablo Tutucu / Cable Holder	48	FEC-48	B / G	6	48	24	58,5	54,5	64
Kablo Tutucu / Cable Holder	56	FEC-56	B / G	9	56	29	71	67,2	76,7
Kablo Tutucu / Cable Holder	70	FEC-70	B / G	10	70	36	86	82,5	92
Kablo Tutucu / Cable Holder	97	FEC-95	B / G	13	95	45	110	106	115,5

Kablo Koruma Spirali ve Aksesuarları

Flexible Conduits and Fixing Accessories

IP67



- Material : High Quality Polycarbonate
- Degrees of Protection : IP 67 (EN 60529)
- The max. Instantaneous Temperature : -40°C to +105°C
- Short Term : up to +150°C
- Self-Extinguishing : UL94-HB / Free of Halogen Phosphorous and cadmium
- Color : Transparency
- Application : Machine tool, Shipbuilding, Tramway, Industrial / Automatic Machinery, Printing Machine etc, Sencer with connector.

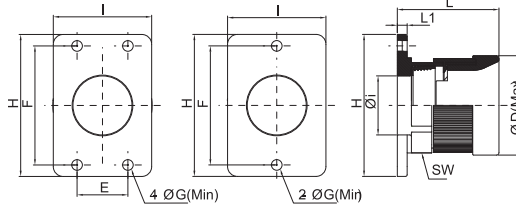
Ordering No.



Ürün / Product	Spiral kod For tube size	Kod / Codes	Renk / Color (B / G)	Diş ölçüsü / Thread	S	L1	L	Øi	Ø0	ØD	SW1	SW2
Seffaf rekor / Halogen connector	10	TIS-M08	B / G	M 8 X 1	7,7	12,8	61,5		17,5	23	20	16
Seffaf rekor / Halogen connector	10	TIS-M12	B / G	M 12 X 1	11,6	12,8	61,5	5	20	23	20	18,3
Seffaf rekor / Halogen connector	10	TIS-M18	B / G	M 18 X 1	17,7	12,8	61,5	9	24	23	20	22
Seffaf rekor / Halogen connector	10	TIS-M30	B / G	M 30 X 1,5	28,5	12,8	61,5	9	38	23	20	34

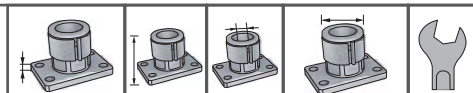
EN45545-2(HL3)

Ip65



- Material : High Quality Polyamide 6
- Degrees of Protection : IP 67 (EN 60529)
- The max. Instantaneous Temperature : -40°C to +105°C
- Short Term : up to +150°C
- Self-Extinguishing : UL94-HB / Free of Halogen Phosphorous and cadmium
- Color : Black & Gray
- Application : Machine tool, Shipbuilding, Tramway, Industrial Automatic Machinery, Printing Machine etc, Pipe with connector.

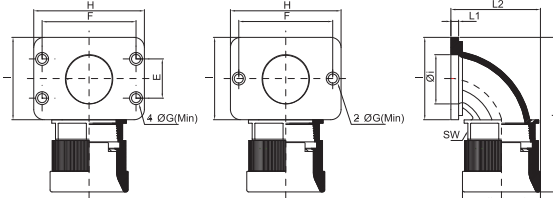
Ordering No.



Ürün / Product	Spiral kod For tube size	Kod / Codes	Renk / Color (B / G)	E	F	G	H	I	L1	L	Øi	ØD	SW
Düz Flanş / Straight connector	12	PNOC-12	B / G	-	36,5	5,5	46	32	5	35,1	15	27,6	22,8
Düz Flanş / Straight connector	16	PNOC-16	B / G	-	36,5	5,5	46	32	5	37	17,5	33	28
Düz Flanş / Straight connector	22	PNOC-22	B / G	30,5	53,5	5,5	65	45	5	44,7	22	43	37,5
Düz Flanş / Straight connector	28	PNOC-28	B / G	31	54,8	6,5	64,8	45	6	53,4	27	48,8	43
Düz Flanş / Straight connector	36	PNOC-36	B / G	31	73,2	6,5	86,6	60	6	63,1	40,1	60,6	52,2
Düz Flanş / Straight connector	48	PNOC-48	B / G	30,5	73,2	6,5	86,6	73	6	66,4	50	71,8	64
Düz Flanş / Straight connector	56	TNOC-56	B / G	67	61	7	96	81	4	39,2	56	93	-
Düz Flanş / Straight connector	70	TNOC-70	B / G	84	78	7	113	98	9	52	70	121	-
Düz Flanş / Straight connector	95	TNOC-95	B / G	108	94	8	146	125	9	64,7	92	151	-

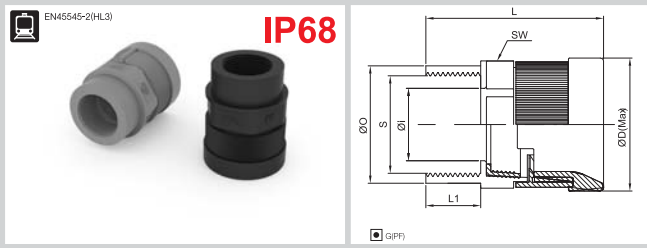
EN45545-2(HL3)

Ip65



- Material : High Quality Polyamide 6
- Degrees of Protection : IP 67 (EN 60529)
- The max. Instantaneous Temperature : -40°C to +105°C
- Short Term : up to +150°C
- Self-Extinguishing : UL94-HB / Free of Halogen Phosphorous and cadmium
- Color : Black & Gray
- Application : Machine tool, Shipbuilding, Tramway, Industrial Automatic Machinery, Printing Machine etc, Control box with connector.

Ordering No.														
Ürün / Product	Spiral kod For tube size	Kod / Codes	Renk / Color (B / G)	E	F	G	H	I	L1	L2	L	Øi	ØD	SW
Dirsek Flaş / Elbow Connector	12	PWOC-12	B / G	-	36,5	5,5	45	32	5,2	42,5	68,1	15,0	27,6	22,8
Dirsek Flaş / Elbow Connector	16	PWOC-16	B / G	-	36,5	5,5	44	32	5,2	47,2	72,1	17,5	33,0	28,0
Dirsek Flaş / Elbow Connector	22	PWOC-22	B / G	30,5	53,5	5,5	65	45	5,2	55,8	90,0	22,0	43,0	37,5
Dirsek Flaş / Elbow Connector	28	PWOC-28	B / G	31	55	6	65	45	6	66,2	104,5	27,0	48,8	43,0
Dirsek Flaş / Elbow Connector	36	PWOC-36	B / G	31	72,6	7	86	64	6	84,5	134,4	40,1	60,6	52,2
Dirsek Flaş / Elbow Connector	48	PWOC-48	B / G	30,5	73	7	86	78	6	95,6	150,8	50,0	71,8	64,0
Dirsek Flaş / Elbow Connector	56	TWOC-56	B / G	61	67	7	81	96	6	117,5	139,2	63,0	93,0	-
Dirsek Flaş / Elbow Connector	70	TWOC-70	B / G	78	84	7	98	113	9	171,5	191,6	77,0	121,0	-
Dirsek Flaş / Elbow Connector	95	TWOC-95	B / G	94	108	8	125	146	9	195	225	97,0	151,0	-

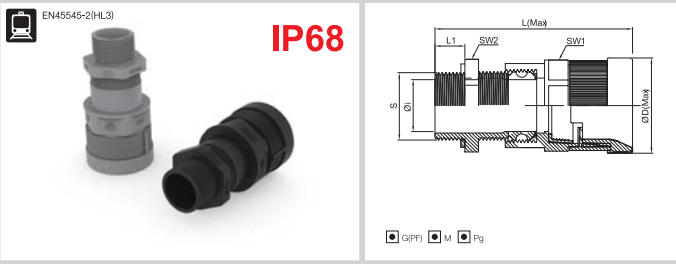


- Material : High Quality Polyamide 6
- Degrees of Protection : IP 68 (EN 60529)
- The max. Instantaneous Temperature : -40°C to +105°C
- Short Term : up to +150°C
- Self-Extinguishing : UL94-HB / Free of Halogen Phosphorous and cadmium
- Color : Black & Gray
- Application : Machine tool, Shipbuilding, Tramway, Industrial Automatic Machinery, Printing Machine etc. Pipe with connector.

Ordering No.													
--------------	--	--	--	--	--	--	--	--	--	--	--	--	--

PF Thread (jis B0202)

Ürün / Product	Spiral kod For tube size	Kod / Codes	Renk / Color (B / G)	Diş ölçüsü / Thread	S	L1	L	Øi	Ø0	ØD	SW
Düz rekor / Connector	16	PIPC-G16	B / G	G1 / 2 "	18,6	10,0	44,7	17,5	28,0	33,0	28
Düz rekor / Connector	22	PIPC-G22	B / G	G3 / 4 "	24,1	10,0	53,1	20,0	35,0	43,0	37,5
Düz rekor / Connector	28	PIPC-G28	B / G	G1 "	30,2	10,0	61,4	28,0	41,5	48,8	43
Düz rekor / Connector	36	PIPC-G36	B / G	G1 1 / 2 "	38,9	19,5	74,5	31,3	53,0	60,6	52,2
Düz rekor / Connector	48	PIPC-G48	B / G	G1 1 / 4 "	44,8	27,6	87,8	36,0	53,0	71,8	64
Düz rekor / Connector	48	PIPC-G48	B / G	G2 "	56,6	27,6	87,8	45,0	66,0	71,8	64



- Material : High Quality Polyamide 6
- Degrees of Protection : IP 68 (EN 60529)
- The max. Instantaneous Temperature : -40°C to +105°C
- Short Term : up to +150°C
- Self-Extinguishing : UL94-HB / Free of Halogen Phosphorous and cadmium
- Color : Black & Gray
- Application : Machine tool, Shipbuilding, Tramway, Industrial / Automatic Machinery, Printing Machine etc. Joint box with connector, Connector to avoid the cutoff of the cable in the machine.

Ordering No.													
--------------	--	--	--	--	--	--	--	--	--	--	--	--	--

PF Thread (jis B0202)

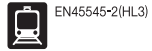
Ürün / Product	Spiral kod For tube size	Kod / Codes	Renk / Color (B / G)	Diş ölçüsü / Thread	Ø i (Min.)	Ø i (Max.)	S	L1	L	Ø D	SW1	SW2
Düz rekor / Connector	10	PNCC-P07	B / G	PG07	3,5	6,5	12,5	15,0	72,3	25,0	19,7	22,6
Düz rekor / Connector	10	PNCC-P09	B / G	PG09	3,5	6,5	15,2	15,0	72,3	25,0	19,7	22,6
Düz rekor / Connector	12	PNCC-P072	B / G	PG07	4,0	8,0	20,9	15,0	72,4	27,6	22,8	25,5
Düz rekor / Connector	12	PNCC-P092	B / G	PG109	4,0	8,0	20,9	15,0	72,4	27,6	22,8	25,5
Düz rekor / Connector	12	PNCC-P11	B / G	PG11	4,0	8,0	20,9	15,0	72,4	27,6	22,8	25,5
Düz rekor / Connector	12	PNCC-P132	B / G	PG13,5	4,0	8,0	20,9	15,0	72,4	27,6	22,8	25,5
Düz rekor / Connector	12	PNCC-P162	B / G	PG16	4,0	8,0	20,9	15,0	72,4	27,6	22,8	25,5
Düz rekor / Connector	16	PNCC-P096	B / G	PG09	7,0	10,6	15,2	15,0	75,1	33,0	28,0	25,4
Düz rekor / Connector	16	PNCC-P116	B / G	PG11	7,0	12,3	18,6	15,0	75,1	33,0	28,0	25,4
Düz rekor / Connector	16	PNCC-P13	B / G	PG13,5	7,0	12,3	20,4	15,0	75,1	33,0	28,0	25,4
Düz rekor / Connector	16	PNCC-P16	B / G	PG16	7,0	12,3	22,5	15,0	75,1	33,0	28,0	25,4
Düz rekor / Connector	22	PNCC-P122	B / G	PG11	12,0	13,9	18,6	15,0	87,5	43,0	37,5	34,0
Düz rekor / Connector	22	PNCC-P1322	B / G	PG13,5	12,0	14,8	20,4	15,0	87,5	43,0	37,5	34,0
Düz rekor / Connector	22	PNCC-P1622	B / G	PG16	12,0	17,3	22,5	15,0	87,5	43,0	37,5	34,0
Düz rekor / Connector	22	PNCC-P21	B / G	PG21	12,0	18,0	28,3	15,0	87,5	43,0	37,5	34,0
Düz rekor / Connector	28	PNCC-P218	B / G	PG21	18,0	22,5	28,3	15,0	95,3	48,8	43,0	43,4
Düz rekor / Connector	28	PNCC-P29	B / G	PG29	18,0	26,0	37,0	15,0	95,3	48,8	43,0	43,4
Düz rekor / Connector	36	PNCC-P36	B / G	PG36	22,0	33,0	47,0	19,0	120,2	60,6	52,2	51,6
Düz rekor / Connector	48	PNCC-P48	B / G	PG48	36,0	42,0	59,3	19,0	122,8	71,8	64,0	67,0

Metric Thread (EN60423)

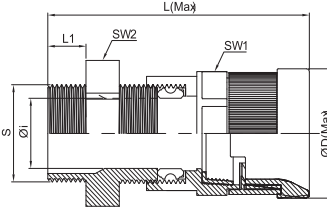
Ürün / Product	Spiral kod / For tube size	Kod / Codes	Renk / Color (B / G)	Dış ölçüsü / Thread	Ø i (Min.)	Ø i (Max.)	S	L1	L	Ø D	SW1	SW2
Düz rekor / Connector	10	PNCC-M10	B / G	M12 X 1,5	3,5	6,5	12,0	15,0	72,3	25,0	19,7	22,6
Düz rekor / Connector	10	PNCC-M120	B / G	M16 X 1,5	3,5	6,5	16,0	15,0	72,3	25,0	19,7	22,6
Düz rekor / Connector	12	PNCC-M102	B / G	M12 X 1,5	4,0	7,1	12,0	15,0	72,4	27,6	22,8	25,5
Düz rekor / Connector	12	PNCC-M120	B / G	M16 X 1,5	4,0	8,0	16,0	15,0	72,4	27,6	22,8	25,5
Düz rekor / Connector	12	PNCC-M162	B / G	M20 X 1,5	4,0	8,0	20,0	15,0	72,4	27,6	22,8	25,5
Düz rekor / Connector	12	PNCC-M126	B / G	M16 X 1,5	4,0	10,9	16,0	15,0	75,1	33,0	28,0	25,4
Düz rekor / Connector	12	PNCC-M16	B / G	M20 X 1,5	4,0	12,3	20,0	15,0	75,1	33,0	28,0	25,4
Düz rekor / Connector	16	PNCC-M1622	B / G	M20 X 1,5	7,0	14,5	20,0	15,0	87,4	43,0	37,5	34,0
Düz rekor / Connector	16	PNCC-M22	B / G	M25 X 1,5	7,0	18,0	25,0	15,0	87,5	43,0	37,5	34,0
Düz rekor / Connector	16	PNCC-M228	B / G	M25 X 1,5	7,0	19,5	25,0	15,0	95,3	48,8	43,0	43,4
Düz rekor / Connector	16	PNCC-M28	B / G	M32 X 1,5	7,0	26,0	32,0	15,0	95,3	48,8	43,0	43,4
Düz rekor / Connector	22	PNCC-M36	B / G	M40 X 1,5	12,0	33,0	40,0	19,0	120,2	60,6	52,2	51,6
Düz rekor / Connector	22	PNCC-M48	B / G	M50 X 1,5	12,0	42,0	50,0	19,0	122,8	71,8	64,0	67,0

PF Thread (JIS B0202)

Ürün / Product	Spiral kod / For tube size	Kod / Codes	Renk / Color (B / G)	Dış ölçüsü / Thread	Ø i (Min.)	Ø i (Max.)	S	L1	L	Ø D	SW1	SW2
Düz rekor / Connector	10	PNCC-G10	B / G	G1 / 2 "	3,5	6,50	20,9	15,0	72,3	25,0	19,7	22,6
Düz rekor / Connector	12	PNCC-G12	B / G	G1 / 2 "	4	8,00	20,9	15,0	72,4	27,6	22,8	25,5
Düz rekor / Connector	16	PNCC-G16	B / G	G1 / 2 "	7	12,30	20,9	15,0	75,1	33,0	28	25,4
Düz rekor / Connector	22	PNCC-G1622	B / G	G1 / 2 "	12	15,20	20,9	15,0	87,4	43,0	37,5	34,0
Düz rekor / Connector	22	PNCC-G22	B / G	G3 / 4 "	12	18,00	26,4	15,0	87,4	43,0	37,5	34,0
Düz rekor / Connector	28	PNCC-G228	B / G	G3 / 4 "	18	20,30	26,4	15,0	87,4	43,0	43	43,4
Düz rekor / Connector	28	PNCC-G28	B / G	G1 "	18	26,00	33,2	15,0	95,2	48,8	43	43,4
Düz rekor / Connector	36	PNCC-G36	B / G	G1 1 / 4 "	22	33,00	41,9	19,0	120,2	60,6	52,2	51,6
Düz rekor / Connector	48	PNCC-G48	B / G	G2 "	36	42,00	60,0	19,0	130,0	71,8	64	67,0



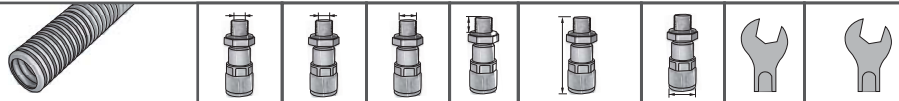
IP68



● Gi(PF) ● M ● Pg

- Material : High Quality Polyamide 6
- Degrees of Protection : IP 68 (EN 60529)
- The max. Instantaneous Temperature : -40°C to +105°C
- Short Term : up to +150°C
- Self-Extinguishing : UL94-HB / Free of Halogen Phosphorous and cadmium
- Color : Black & Gray
- Application : Machine tool, Shipbuilding, Tramway, Industrial / Automatic Machinery, Printing Machine etc. Joint box with connector, Connector to avoid the cutoff of the cable in the machine.

Ordering No.



PG Thread (DN40430)

Ürün / Product	Spiral kod / For tube size	Kod / Codes	Renk / Color (B / G)	Dış ölçüsü / Thread	Ø i (Min.)	Ø i (Max.)	S	L1	L	Ø D	SW1	SW2
Düz rekor / Connector	10	PNCC-P09	B / G	PG09	3,5	6,5	15,2	9,0	64,7	25,0	19,7	22,6
Düz rekor / Connector	12	PNCC-P092	B / G	PG09	4,0	8,0	20,9	9,0	64,4	27,6	22,8	25,5
Düz rekor / Connector	12	PNCC-P11	B / G	PG11	4,0	8,0	20,9	9,0	64,4	27,6	22,8	25,5
Düz rekor / Connector	12	PNCC-P132	B / G	PG13,5	4,0	8,0	20,9	9,0	64,4	27,6	22,8	25,5
Düz rekor / Connector	12	PNCC-P162	B / G	PG16	4,0	8,0	20,9	9,0	64,4	27,6	22,8	25,5
Düz rekor / Connector	16	PNCC-P116	B / G	PG11	7,0	12,3	18,6	9,0	69,1	33,0	28,0	25,4
Düz rekor / Connector	16	PNCC-P132	B / G	PG13,5	7,0	12,3	20,4	9,0	69,1	33,0	28	25,4
Düz rekor / Connector	16	PNCC-P162	B / G	PG16	7,0	12,3	22,5	9,0	69,1	33	28	25,4

Metric Thread (EN60423)

Ürün / Product	Spiral kod / For tube size	Kod / Codes	Renk / Color (B / G)	Dış ölçüsü / Thread	Ø i (Min.)	Ø i (Max.)	S	L1	L	Ø D	SW1	SW2
Düz rekor / Connector	10	PNCC-PM10	B / G	M12 X 1,5	3,5	6,5	12,0	9,0	64,7	25,0	19,7	22,6
Düz rekor / Connector	10	PNCC-PM120	B / G	M16 X 1,5	3,5	6,5	16,0	9,0	64,4	27,6	22,8	25,5
Düz rekor / Connector	12	PNCC-PM102	B / G	M12 X 1,5	4,0	7,1	12,0	9,0	64,4	27,6	22,8	25,5
Düz rekor / Connector	12	PNCC-PM120	B / G	M16 X 1,5	4,0	8,0	16,0	9,0	64,4	27,6	22,8	25,5
Düz rekor / Connector	12	PNCC-PM162	B / G	M20 X 1,5	4,0	8,0	20,0	9,0	64,4	27,6	22,8	25,5
Düz rekor / Connector	16	PNCC-PM126	B / G	M16 X 1,5	7,0	10,9	16,0	9,0	69,1	33,0	28,0	25,4
Düz rekor / Connector	16	PNCC-PM162	B / G	M20 X 1,5	7,0	12,3	20,0	9,0	69,1	33,0	28,0	25,4
Düz rekor / Connector	16	PNCC-PM216	B / G	M25 X 1,5	7,0	12,3	25	9,0	69,1	33	28,0	25,4

PF Thread (JIS B202)

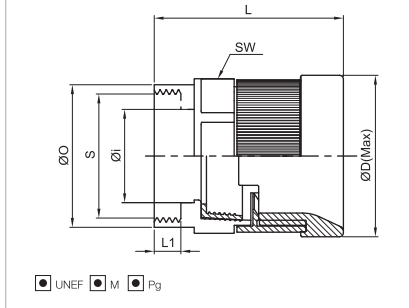
Ürün / Product	Spiral kod / For tube size	Kod / Codes	Renk / Color (B / G)	Dış ölçüsü / Thread	Ø i (Min.)	Ø i (Max.)	S	L1	L	Ø D	SW1	SW2
Düz rekor / Connector	10	PNCC-PG10	B / G	G1/2"	3,5	6,5	20,9	9,0	64,7	25,0	19,7	22,6
Düz rekor / Connector	10	PNCC-PG12	B / G	G1/2"	3,5	8,0	20,9	9,0	66,4	27,6	22,8	25,5
Düz rekor / Connector	12	PNCC-PG16	B / G	G1/2"	4,0	12,3	20,9	9,0	69,1	33,0	22,8	25,4

Kablo Koruma Spirali ve Aksesuarları

Flexible Conduits and Fixing Accessories



IP68



- Material : High Quality Polyamide 6
- Degrees of Protection : IP 68 (EN 60529)
- The max. Instantaneous Temperature : -40°C to +105°C
- Short Term : up to +150°C
- Self-Extinguishing : UL94-HB / Free of Halogen Phosphorous and cadmium
- Color : Black & Gray
- Application : Machine tool, Shipbuilding, Tramway, Industrial / Automatic Machinery, Printing Machine etc. Joint box with connector, Connector to avoid the cutoff of the cable in the machine.

Ordering No.



UNEF Thread (ASME B1.1)

Ürün / Product	Spiral kod For tube size	Kod / Codes	Renk / Color (B / G)	Diş ölçüsü / Thread	Shell size	L1	L	Ø 01	Ø 0	Ø D	SW
Düz rekor / Connector	10	PIC-U1010	B / G	1/2-28UNEF	8S,10S	12,1	44,8	10,0	18,6	25,0	19,7
Düz rekor / Connector	10	PIC-U1210	B / G	5/8-24UNEF	10SL,12S	12,1	44,9	13,0	20,6	25,0	19,7
Düz rekor / Connector	10	PIC-U1410	B / G	3/4-20UNEF	14,14S	12,1	44,9	13,0	23,3	25,0	19,7
Düz rekor / Connector	12	PIC-U1212	B / G	5/8-24UNEF	10SL,12S	10,0	43,3	13,0	20,6	27,6	22,8
Düz rekor / Connector	12	PIC-U1412	B / G	3/4-24UNEF	14,14S	10,0	43,6	13,0	24,0	27,6	22,8
Düz rekor / Connector	12	PIC-U1812	B / G	1-20UNEF	18	10,0	43,8	13,0	31,0	27,6	22,8
Düz rekor / Connector	12	PIC-U2012	B / G	13/16-18UNEF	20,22	10,0	43,3	13,0	35,5	27,6	22,8
Düz rekor / Connector	16	PIC-U1616	B / G	7/8-20UNEF	16,16S	10,0	46,4	17,5	28,0	33,0	28
Düz rekor / Connector	16	PIC-U1816	B / G	1-20UNEF	18	10,0	46,4	17,5	31,0	33,0	28
Düz rekor / Connector	16	PIC-U2016	B / G	13/16-18UNEF	20,22	10,0	46,0	17,5	35,5	33,0	28
Düz rekor / Connector	16	PIC-U2316	B / G	1-3/8UNEF	20,22	10,0	44,7	17,5	40,0	33,0	28
Düz rekor / Connector	16	PIC-U2816	B / G	17/16-18UNEF	24,28	10,0	45,9	17,5	42,0	33,0	28
Düz rekor / Connector	22	PIC-U2222	B / G	13/16-18UNEF	20,22	9,5	55,2	20,0	35,2	43,0	37,5
Düz rekor / Connector	22	PIC-U2822	B / G	17/16-18UNEF	24,28	9,5	55,2	20,0	41,7	43,0	37,5
Düz rekor / Connector	22	PIC-U3622	B / G	2-18UNS	36	9,5	54,7	19,7	56,2	43,0	37,5
Düz rekor / Connector	28	PIC-U2828	B / G	17/16-18UNEF	24,28	9,2	62,8	28,0	42,0	48,8	43
Düz rekor / Connector	28	PIC-U3228	B / G	13/4-18UNS	32	9,4	62,5	28,0	50,3	48,8	43
Düz rekor / Connector	28	PIC-U3628	B / G	2-18UNS	36	10,0	62,5	28,0	56,5	48,8	43
Düz rekor / Connector	36	PIC-U3636	B / G	2-18UNS	36	19,3	76,2	28,0	54,5	60,6	52,2

Metric Thread (EN 60423)

Ürün / Product	Spiral kod For tube size	Kod / Codes	Renk / Color (B / G)	Diş ölçüsü / Thread	Shell size	L1	L	Ø 01	Ø 0	Ø D	SW
Düz rekor / Connector	12	PNC-M12	B / G	M16 X 1,5	12	10,0	43,8	13,0	20,6	27,6	22,8
Düz rekor / Connector	16	PNC-M226	B / G	M25 X 1,5	16	10,2	44,9	17,5	35,5	33,0	28,0

Pg Thread (DIN 40430)

Ürün / Product	Spiral kod For tube size	Kod / Codes	Renk / Color (B / G)	Diş ölçüsü / Thread	Shell size	L1	L	Ø 01	Ø 0	Ø D	SW
Düz rekor / Connector	12	PIC-P11	B / G	PG11	12	10,0	43,0	13,0	20,6	27,6	22,8
Düz rekor / Connector	12	PIC-P132	B / G	PG13,5	12	10,0	43,0	13,0	30,8	27,6	22,8
Düz rekor / Connector	16	PIC-P16	B / G	PG16	16	10,0	44,7	17,5	28,0	33,0	28,0
Düz rekor / Connector	22	PIC-P21	B / G	PG21	16	9,5	53,1	20,0	35,5	43,0	37,5

Kablo Koruma Spirali ve Aksesuarları

Flexible Conduits and Fixing Accessories



- Material : High Quality Polyamide 6 + Brass Nickel plated
- Degrees of Protection : IP 68 (EN 60529)
- The max. Instantaneous Temperature : -40°C to +105°C
- Short Term : up to +150°C
- Self-Extinguishing : UL94-HB / Free of Halogen Phosphorous and cadmium
- Color : Black & Gray
- Application : Tramway Vehicle Construction etc.

Ordering No.

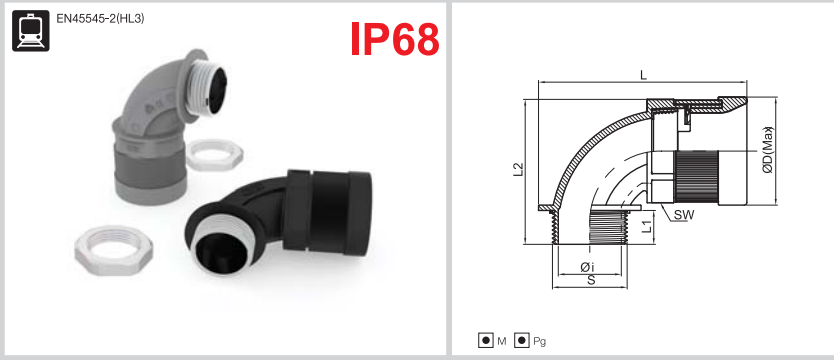


Pg Thread (DIN 40430)

Ürün / Product	Spiral kod For tube size	Kod / Codes	Renk / Color (B / G)	Diş ölçüsü / Thread	S	L1	L	Ø 01	Ø D	SW
Düz rekor / Connector	10	SPNC-P09	B / G	PG09	15,2	14,0	43,0	10,0	25,0	19,7
Düz rekor / Connector	12	SPNC-P11	B / G	PG11	18,6	14,0	43,0	14,0	27,6	22,8
Düz rekor / Connector	12	SPNC-P132	B / G	PG13,5	20,4	14,0	43,0	15,0	27,6	22,8
Düz rekor / Connector	16	SPNC-P136	B / G	PG13,5	20,4	14,0	44,0	15,2	33,0	28,0
Düz rekor / Connector	16	SPNC-P16	B / G	PG16	22,5	16,0	44,0	15,2	33,0	28,0
Düz rekor / Connector	22	SPNC-P21	B / G	PG21	28,3	16,0	52,0	22,0	43,0	37,5
Düz rekor / Connector	28	SPNC-P29	B / G	PG29	37,0	16,0	56,0	30,5	48,8	43,0
Düz rekor / Connector	36	SPNC-P36	B / G	PG36	47,0	20,0	68,0	36,0	60,6	52,2
Düz rekor / Connector	48	SPNC-P48	B / G	PG48	59,3	22,0	75,0	52,4	71,8	64,0

Metric Thread (EN 60423)

Ürün / Product	Spiral kod For tube size	Kod / Codes	Renk / Color (B / G)	Diş ölçüsü / Thread	S	L1	L	Ø 01	Ø D	SW
Düz rekor / Connector	10	SPNC-M10	B / G	M12 X 1,5	12,0	14,0	43,0	7,5	25,0	19,7
Düz rekor / Connector	12	SPNC-M12	B / G	M16 X 1,5	16,0	14,0	43,0	12,0	27,6	22,8
Düz rekor / Connector	16	SPNC-M16	B / G	M20 X 1,5	20,0	14,0	44,0	15,2	33,0	28,0
Düz rekor / Connector	22	SPNC-M22	B / G	M25 X 1,5	25,0	16,0	52,0	20,6	43,0	37,5
Düz rekor / Connector	28	SPNC-M28	B / G	M32 X 1,5	32,0	16,0	56,0	27,0	48,8	43,0
Düz rekor / Connector	36	SPNC-M36	B / G	M40 X 1,6	40,0	20,0	77,0	33,0	60,6	52,2
Düz rekor / Connector	48	SPNC-M48	B / G	M50 X 1,7	50,0	22,0	75,0	42,0	71,8	64,0



- Material : High Quality Polyamide 6 + Brass Nickel plated
- Degrees of Protection : IP 68 (EN 60529)
- The max. Instantaneous Temperature : -40°C to +105°C
- Short Term : up to +150°C
- Self-Extinguishing : UL94-HB / Free of Halogen Phosphorous and cadmium
- Color : Black & Gray
- Application : Tramway Vehicle Construction etc.

Ordering No.



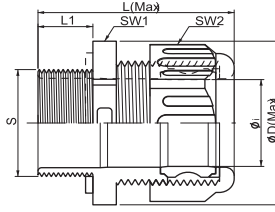
Pg Thread (DIN 40430)

Ürün / Product	Spiral kod For tube size	Kod / Codes	Renk / Color (B / G)	Diş ölçüsü / Thread	S	L1	L2	L	Ø 01	Ø D	SW
Dirsek rekor / Elbow Connector	7	SPWC-P077	B / G	PG07	12,5	12,0	37,8	47,0	6,0	18,0	14,0
Dirsek rekor / Elbow Connector	10	SPWC-P09	B / G	PG09	15,2	14,0	51,5	66,4	10,0	24,9	19,7
Dirsek rekor / Elbow Connector	12	SPWC-P11	B / G	PG11	18,6	14,0	51,4	64,7	14,0	27,6	22,8
Dirsek rekor / Elbow Connector	16	SPWC-P136	B / G	PG13,5	20,4	14,0	56,7	70,3	15,0	33,0	28,0
Dirsek rekor / Elbow Connector	16	SPWC-P16	B / G	PG16	22,5	14,0	56,7	70,6	15,2	33,0	28,0
Dirsek rekor / Elbow Connector	22	SPWC-P21	B / G	PG21	28,3	16,0	67,4	87,5	22,0	43,0	37,5
Dirsek rekor / Elbow Connector	28	SPWC-P29	B / G	PG29	37,0	16,0	77,0	105,0	30,5	48,8	43,0
Dirsek rekor / Elbow Connector	36	SPWC-P36	B / G	PG36	47,0	20,0	97,8	130,5	36,0	60,6	52,2
Dirsek rekor / Elbow Connector	48	SPWC-P48	B / G	PG48	59,3	20,0	110,0	147,5	52,4	71,8	64,0

Metric Thread (EN 60423)

Ürün / Product	Spiral kod For tube size	Kod / Codes	Renk / Color (B / G)	Diş ölçüsü / Thread	S	L1	L2	L	Ø 01	Ø D	SW
Dirsek rekor / Elbow Connector	7	SPWC-M107	B / G	M12 X 1,5	12,0	12,0	37,6	47,0	7,5	18,0	14,0
Dirsek rekor / Elbow Connector	10	SPWC-M10	B / G	M12 X 1,5	12,0	14,0	51,2	66,4	7,5	24,9	19,7
Dirsek rekor / Elbow Connector	12	SPWC-M12	B / G	M16 X 1,5	16,0	14,0	51,2	64,9	12,0	27,6	22,8
Dirsek rekor / Elbow Connector	16	SPWC-M16	B / G	M20 X 1,5	20,0	14,0	56,5	71,6	15,2	33,0	28,0
Dirsek rekor / Elbow Connector	16	SPWC-M22	B / G	M25 X 1,5	25,0	14,0	67,4	88,2	20,6	43,0	37,5
Dirsek rekor / Elbow Connector	22	SPWC-M28	B / G	M32 X 1,5	32,0	16,0	77,0	105,1	27,0	48,8	43,0
Dirsek rekor / Elbow Connector	28	SPWC-M36	B / G	M40 X 1,6	40,0	20,0	97,5	130,4	33,0	60,6	52,2
Dirsek rekor / Elbow Connector	36	SPWC-M48	B / G	M50 X 1,7	50,0	20,0	110,1	145,7	42,0	71,8	64,0

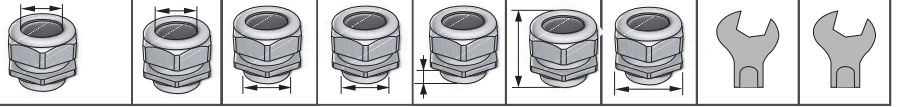
IP68



■ G(PF) ■ M ■ Pg

Kablo Rekoru	(PG) (DIN 40430)	Cable Gland	
Malzeme	Yüksek kalite Poliamid 6	Material	High Quality polyamide 6
Koruma	IP 68 (EN 60529)	Protective	IP 68 (EN 60529)
Sıcaklık aralığı	-40°C +105°C ani 150°C	Temperature Range	-40°C +105°C up to 150°C
Sönme özelliği	UL94-HB	Short Term.	UL94-HB

Ordering No.



Pg Thread / (DIN 40430)

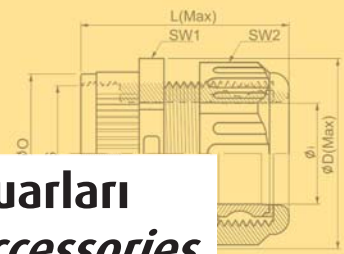
Ürün / Products	Kod / Codes	Diş ölçüsü / Thread	Ø (min)	Ø (max)	S	L1	L	Ø D	SW1	SW2
Kablo Rekoru / Cable Gland	FCG-P07B/G	Pg07	3,5	6,5	12,5	15,0	43,9	25,4	22,6	18,0
Kablo Rekoru / Cable Gland	FCG-P09B/G	Pg09	3,5	6,5	15,2	15,0	43,9	25,4	22,6	18,0
Kablo Rekoru / Cable Gland	FCG-P072B/G	Pg07	4,0	8,0	12,5	15,0	46,2	28,8	25,5	21,3
Kablo Rekoru / Cable Gland	FCG-P092B/G	Pg09	4,0	8,0	15,2	15,0	46,2	28,8	25,5	21,3
Kablo Rekoru / Cable Gland	FCG-P11B/G	Pg11	4,0	8,0	18,6	15,0	46,2	28,8	25,5	21,3
Kablo Rekoru / Cable Gland	FCG-P132B/G	Pg13,5	4,0	8,0	20,4	15,0	46,2	28,8	25,5	21,3
Kablo Rekoru / Cable Gland	FCG-P162B/G	Pg16	4,0	8,0	22,5	15,0	46,2	28,8	25,5	21,3
Kablo Rekoru / Cable Gland	FCG-P096B/G	Pg09	7,0	10,6	15,2	15,0	47,2	28,6	25,4	25,4
Kablo Rekoru / Cable Gland	FCG-P116B/G	Pg11	7,0	12,3	18,6	15,0	47,2	28,6	25,4	25,4
Kablo Rekoru / Cable Gland	FCG-P13B/G	Pg13,5	7,0	12,3	20,4	15,0	47,2	28,6	25,4	25,4
Kablo Rekoru / Cable Gland	FCG-P16B/G	Pg16	7,0	12,3	22,5	15,0	47,2	28,6	25,4	25,4
Kablo Rekoru / Cable Gland	FCG-P122B/G	Pg11	12,0	13,9	18,6	15,0	53,4	38,2	34,0	34,0
Kablo Rekoru / Cable Gland	FCG-P1322B/G	Pg13,5	12,0	14,8	20,4	15,0	53,4	38,2	34,0	34,0
Kablo Rekoru / Cable Gland	FCG-P1622B/G	Pg16	12,0	17,3	22,5	15,0	53,4	38,2	34,0	34,0
Kablo Rekoru / Cable Gland	FCG-P21B/G	Pg21	12,0	18,0	28,3	15,0	53,4	38,2	34,0	34,0
Kablo Rekoru / Cable Gland	FCG-P218B/G	Pg21	18,0	22,5	28,3	15,0	53,4	49,0	43,4	43,4
Kablo Rekoru / Cable Gland	FCG-P29B/G	Pg29	18,0	26,0	37,0	15,0	53,4	49,0	43,4	43,4
Kablo Rekoru / Cable Gland	FCG-P36B/G	Pg36	22,0	33,0	47,0	19,0	67,7	59,0	53,0	51,6
Kablo Rekoru / Cable Gland	FCG-P48B/G	Pg48	36,0	42,0	59,3	19,0	69,7	74,0	66,5	67,0

Metric Thread / (DIN 60423)

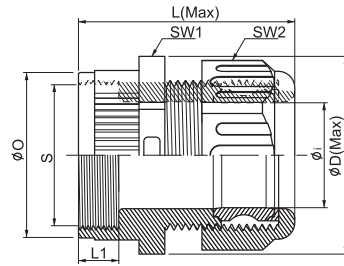
Ürün / Products	Kod / Codes	Diş ölçüsü / Thread	Ø (min)	Ø (max)	S	L1	L	Ø D	SW1	SW2
Kablo Rekoru / Cable Gland	FCG-M10B/G	M12x1,5	3,5	6,5	12,0	15,0	43,9	25,4	22,6	18,0
Kablo Rekoru / Cable Gland	FCG-M120B/G	M16x1,5	3,5	6,5	16,0	15,0	43,9	25,4	22,6	18,0
Kablo Rekoru / Cable Gland	FCG-M102B/G	M12x1,5	4,0	7,1	12,0	15,0	46,2	28,8	25,5	21,3
Kablo Rekoru / Cable Gland	FCG-M12B/G	M16x1,5	4,0	8,0	16,0	15,0	46,2	28,8	25,5	21,3
Kablo Rekoru / Cable Gland	FCG-M162B/G	M20x1,5	4,0	8,0	20,0	15,0	46,2	28,8	25,5	21,3
Kablo Rekoru / Cable Gland	FCG-M126B/G	M16x1,5	7,0	10,9	16,0	15,0	47,2	28,6	25,4	25,4
Kablo Rekoru / Cable Gland	FCG-M16B/G	M20x1,5	7,0	12,3	20,0	15,0	47,2	28,6	25,4	25,4
Kablo Rekoru / Cable Gland	FCG-M1622B/G	M20x1,5	12,0	14,5	20,0	15,0	53,4	38,2	34,0	34,0
Kablo Rekoru / Cable Gland	FCG-M22B/G	M25x1,5	12,0	18,0	25,0	15,0	53,4	38,2	34,0	34,0
Kablo Rekoru / Cable Gland	FCG-M228B/G	M25x1,5	18,0	19,5	25,0	15,0	53,4	49,0	43,4	43,4
Kablo Rekoru / Cable Gland	FCG-M28B/G	M32x1,5	18,0	26,0	32,0	15,0	53,4	49,0	43,4	43,4
Kablo Rekoru / Cable Gland	FCG-M36B/G	M40x1,5	22,0	33,0	40,0	19,0	67,7	59,0	53,0	51,6
Kablo Rekoru / Cable Gland	FCG-M48B/G	M50x1,5	36,0	42,0	50,0	19,0	69,7	74,0	66,5	67,0

Kablo Koruma Spirali ve Aksesuarları

Flexible Conduits and Fixing Accessories



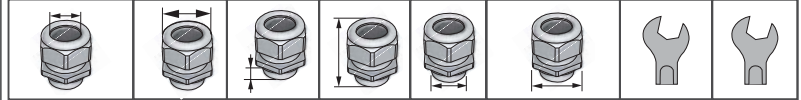
IP68



• UNEF

Kablo Rekoru	Cable Gland		
Malzeme	Yüksek kalite Polyamid 6	Material	High Quality Polyamid 6
Koruma	IP 68 (EN 60529)	Protective	IP 68 (EN 60529)
Sıcaklık aralığı	-40°C +105°C ani 150°C	Temperature Range	-40°C +105°C up to 150°C
Sönme özelliği	UL94-HB	Short Term.	UL94-HB

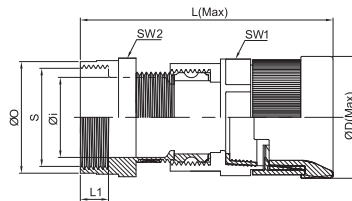
Ordering No.



UNEF Thread (ASME B1.1)

Ürün / Product	Kod / Codes	Renk / Color (B / G)	Diş ölçüsü / Thread	Shell size	Ø i (Min.)	Ø i (Max.)	L1	L	Ø D	SW1	SW2
Kablo rekoru / Cable connector	TICG-U1010	B / G	1/2-28UNEF	8S,10S	3,5	6,50	10,0	43,9	25,4	22,6	18,0
Kablo rekoru / Cable connector	TICG-U1210	B / G	5/8-24UNEF	10SL,12S	3,5	6,50	10,0	43,9	25,4	22,6	18,0
Kablo rekoru / Cable connector	TICG-U1410	B / G	3/4-20UNEF	14,14S	3,5	6,50	10,0	43,9	25,4	22,6	18,0
Kablo rekoru / Cable connector	TICG-U1610	B / G	7/8-20UNEF	16,16S	3,5	6,50	10,0	43,9	25,4	22,6	18,0
Kablo rekoru / Cable connector	TICG-U1810	B / G	1-20UNEF	18	3,5	6,50	10,0	43,9	25,4	22,6	18,0
Kablo rekoru / Cable connector	TICG-U2010	B / G	13/16-18UNEF	20,22	3,5	6,50	10,0	43,9	25,4	22,6	18,0
Kablo rekoru / Cable connector	TICG-U2810	B / G	17/16-18UNEF	24,28	3,5	6,50	10,0	43,9	25,4	22,6	18,0
Kablo rekoru / Cable connector	TICG-U1212	B / G	5/8-24UNEF	10SL,12S	4,0	8,00	10,0	46,2	28,8	25,5	21,3
Kablo rekoru / Cable connector	TICG-U1412	B / G	3/4-20UNEF	14,14S	4,0	8,00	10,0	46,2	28,8	25,5	21,3
Kablo rekoru / Cable connector	TICG-U1612	B / G	7/8-20UNEF	16,16S	4,0	8,00	10,0	46,2	28,8	25,5	21,3
Kablo rekoru / Cable connector	TICG-U1812	B / G	1-20UNEF	18	4,0	8,00	10,0	46,2	28,8	25,5	21,3
Kablo rekoru / Cable connector	TICG-U2012	B / G	7/8-20UNEF	20,22	4,0	8,00	10,0	46,2	28,8	25,5	21,3
Kablo rekoru / Cable connector	TICG-U2812	B / G	13/16-18UNEF	24,28	4,0	8,00	10,0	46,2	28,8	25,5	21,3
Kablo rekoru / Cable connector	TICG-U1616	B / G	13/16-18UNEF	16,16S	7,0	12,30	10,0	47,2	28,6	25,4	25,4
Kablo rekoru / Cable connector	TICG-U1816	B / G	7/8-20UNEF	18	7,0	12,30	10,0	47,2	28,6	25,4	25,4
Kablo rekoru / Cable connector	TICG-U2016	B / G	1-20UNEF	20,22	7,0	12,30	10,0	47,2	28,6	25,4	25,4
Kablo rekoru / Cable connector	TICG-U2816	B / G	13/16-18UNEF	24,28	7,0	12,30	10,0	47,2	28,6	25,4	25,4
Kablo rekoru / Cable connector	TICG-U2222	B / G	17/16-18UNEF	20,22	12,0	18,00	10,0	53,4	38,2	34,0	34,0
Kablo rekoru / Cable connector	TICG-U2822	B / G	13/16-18UNEF	24,28	12,0	18,00	10,0	53,4	38,2	34,0	34,0
Kablo rekoru / Cable connector	TICG-U3222	B / G	13/16-18UNEF	32	12,0	18,00	10,0	53,4	38,2	34,0	34,0
Kablo rekoru / Cable connector	TICG-U3622	B / G	13/4-18UNS	36	12,0	18,00	10,0	53,4	38,2	34,0	34,0
Kablo rekoru / Cable connector	TICG-U3228	B / G	2-18UNS	32	18,0	26,00	10,0	53,4	49,0	43,4	43,4
Kablo rekoru / Cable connector	TICG-U3628	B / G	13/4-18UNS	36	18,0	26,00	10,0	67,7	59,0	53,0	51,6
Kablo rekoru / Cable connector	TICG-U3636	B / G	2-18UNS	36	22,0	33,00	10,0	69,7	74,0	66,5	67,0

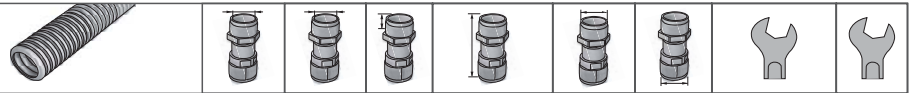
IP68



• UNEF

Kablo Rekoru	Cable Gland		
Malzeme	Yüksek kalite Polyamid 6	Material	High Quality Polyamid 6
Koruma	IP 68 (EN 60529)	Protective	IP 68 (EN 60529)
Sıcaklık aralığı	-40°C +105°C ani 150°C	Temperature Range	-40°C +105°C up to 150°C
Sönme özelliği	UL94-HB	Short Term.	UL94-HB

Ordering No.

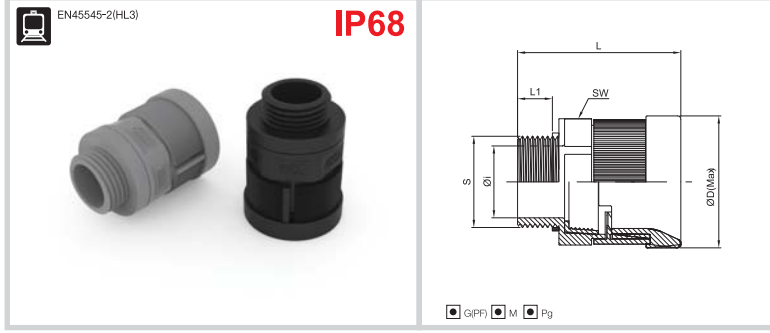


UNEF Thread (ASME B1.1)

Ürün / Product	Spiral kod For tube size	Kod / Codes	Renk / Color (B / G)	Diş ölçüsü / Thread	Shell size	Ø i (Min.)	Ø i (Max.)	L1	L	Ø O	Ø D	SW1	SW2
Düz rekor / Connector	10	PICC-U1010	B / G	1/2-28UNEF	8S,10S	3,5	6,5	10	70,7	17,4	25,0	19,7	22,6
Düz rekor / Connector	10	PICC-U1210	B / G	5/8-24UNEF	10SL,12S	3,5	6,5	10	70,7	19,6	25,0	19,7	22,6
Düz rekor / Connector	10	PICC-U1410	B / G	3/4-20UNEF	14,14S	3,5	6,5	10	70,7	23,0	25,0	19,7	22,6
Düz rekor / Connector	12	PICC-U1212	B / G	5/8-24UNEF	10SL,12S	4,0	8,0	10	72,4	19,6	25,0	22,8	25,5
Düz rekor / Connector	12	PICC-U1412	B / G	3/4-20UNEF	14,14S	4,0	8,0	10	72,4	23,0	25,0	22,8	25,5
Düz rekor / Connector	12	PICC-U1812	B / G	1-20UNEF	18,00	4,0	8,0	10	72,4	30,0	25,0	22,8	25,5
Düz rekor / Connector	16	PICC-U1616	B / G	7/8-20UNEF	16,16S	7,0	12,3	10	75,1	27,0	25,0	28,0	25,4
Düz rekor / Connector	16	PICC-U1816	B / G	1-20UNEF	18,00	7,0	12,3	10	75,1	30,0	25,0	28,0	25,4
Düz rekor / Connector	16	PICC-U2016	B / G	13/16-18UNEF	20,22	7,0	12,3	10	75,1	34,5	25,0	28,0	25,4
Düz rekor / Connector	16	PICC-U2816	B / G	17/16-18UNEF	24,28	7,0	12,3	10	75,1	41,0	25,0	28,0	25,4
Düz rekor / Connector	22	PICC-U2222	B / G	13/16-18UNEF	20,22	12,0	18,0	10	87,5	34,5	25,0	37,5	34,0
Düz rekor / Connector	22	PICC-U2822	B / G	17/16-18UNEF	24,28	12,0	18,0	10	87,5	41,0	25,0	37,5	34,0
Düz rekor / Connector	28	PICC-U2828	B / G	17/16-18UNEF	24,28	18,0	26,0	10	87,5	41,0	25,0	43,0	43,4
Düz rekor / Connector	28	PICC-U3228	B / G	13/4-18UNS	32,00	18,0	26,0	10	94,8	49,0	25,0	43,0	43,4
Düz rekor / Connector	28	PICC-U3628	B / G	2-18UNS	36,00	18,0	26,0	10	94,8	55,5	25,0	43,0	43,4
Düz rekor / Connector	36	PICC-U3636	B / G	2-18UNS	36,00	22,0	33,0	14	120,1	55,5	25,0	52,2	53,0

Kablo Koruma Spirali ve Aksesuarları

Flexible Conduits and Fixing Accessories



- Material : High Quality Polyamide 6
- Degrees of Protection : IP 68 (EN 60529)
- The max. Instantaneous Temperature : -40°C to +105°C
- Short Term : up to +150°C
- Self-Extinguishing : UL94-HB / Free of Halogen Phosphorous and cadmium
- Color : Black & Gray
- Application : Machine tool, Shipbuilding, Tramway, Industrial Automatic Machinery, Printing Machine etc, Joint box with connector, Connector for jointing into Limit-Switch,



PF Thread (JIS B0202)

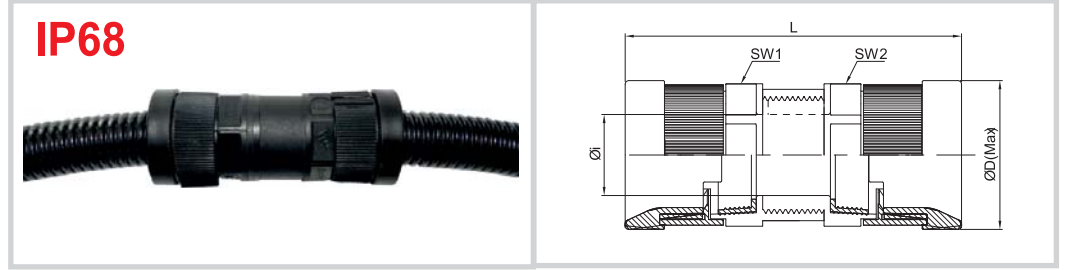
Ürün / Product	Spiral kod For tube size	Kod / Codes	Renk / Color (B / G)	Diş ölçüsü / Thread	S	L1	L	ø i	ø D	SW
Düz rekor / Connector	10	PNCL-G10	B / G	G1/2"	20,5	8,0	43,5	12	25	19,7
Düz rekor / Connector	12	PNCL-G12	B / G	G1/2"	20,5	8,0	43,1	15	27,6	22,8
Düz rekor / Connector	16	PNCL-G16	B / G	G1/2"	20,5	8,0	45,0	15,2	33	28,0

Metric Thread / Straight (EN 60423)

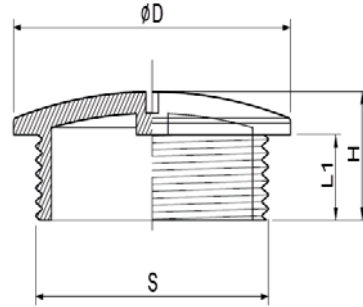
Ürün / Product	Spiral kod For tube size	Kod / Codes	Renk / Color (B / G)	Diş ölçüsü / Thread	S	L1	L	ø i	ø D	SW
Düz rekor / Connector	10	PNCL-M10	B / G	M12 X 1,5	11,8	8,0	43,5	7,5	25,0	19,7
Düz rekor / Connector	10	PNCL-M120	B / G	M16 X 1,5	15,8	8,0	43,5	10,0	25,0	19,7
Düz rekor / Connector	10	PNCL-M20	B / G	M20 X 1,5	19,8	8,0	43,5	12,0	27,6	19,7
Düz rekor / Connector	12	PNCL-M102	B / G	M12 X 1,5	11,8	8,0	43,1	8,0	27,6	22,8
Düz rekor / Connector	12	PNCL-M12	B / G	M16 X 1,5	15,8	8,0	43,1	12,0	27,6	22,8
Düz rekor / Connector	12	PNCL-M202	B / G	M20 X 1,5	19,8	8,0	43,1	15,2	27,6	22,8
Düz rekor / Connector	16	PNCL-M126	B / G	M16 X 1,5	15,8	8,0	45,0	12,0	33,0	28,0
Düz rekor / Connector	16	PNCL-M16	B / G	M20 X 1,5	19,8	8,0	45,0	15,2	33,0	28,0
Düz rekor / Connector	16	PNCL-M226	B / G	M25 X 1,5	24,7	8,0	45,0	17,5	33,0	28,0

Pg Thread / Straight (DIN 40430)

Ürün / Product	Spiral kod For tube size	Kod / Codes	Renk / Color (B / G)	Diş ölçüsü / Thread	S	L1	L	i	ø D	SW
Düz rekor / Connector	10	PNCL-P09	B / G	PG09	14,9	8,0	43,5	10,0	25,0	19,7
Düz rekor / Connector	10	PNCL-P160	B / G	PG16	22,3	8,0	43,5	12,0	25,0	19,7
Düz rekor / Connector	12	PNCL-P0912	B / G	PG09	14,9	8,0	43,1	12,0	27,6	22,8
Düz rekor / Connector	12	PNCL-P11	B / G	PG11	18,4	8,0	43,1	14,0	27,6	22,8
Düz rekor / Connector	16	PNCL-P136	B / G	PG13,5	20,2	8,0	45,0	15,2	33,0	28,0
Düz rekor / Connector	16	PNCL-P160	B / G	PG16	22,3	8,0	45,0	15,2	33,0	28,0




Ürün / Product	Spiral kod / For tube size	Kod / Codes	Renk / Color (B / G)	L	Ø i	Ø D	SW1	SW1
Birleştirme rekoru / Assembly Connector	10 + 10	PNSC-10	B / G	78,4	8,0	25,0	19,7	19,7
Birleştirme rekoru / Assembly Connector	12 + 12	PNSC-12	B / G	78,9	11,0	27,6	22,8	22,8
Birleştirme rekoru / Assembly Connector	16 + 16	PNSC-16	B / G	82,7	12,5	33,0	28,0	28,0
Birleştirme rekoru / Assembly Connector	22 + 22	PNSC-22	B / G	109,2	19,0	43,0	37,5	37,5
Birleştirme rekoru / Assembly Connector	28 + 28	PNSC-28	B / G	117,2	22,0	48,8	43,0	43,0
Birleştirme rekoru / Assembly Connector	36 + 36	PNSC-36	B / G	140,6	30,0	60,6	52,2	52,2
Birleştirme rekoru / Assembly Connector	48 + 48	PNSC-48	B / G	149,8	42,0	71,8	64,0	64,0




Pg Thread (DIN 40430)

Ürün / Product	Kod / Codes	Diş / Thread	S	L1	H	ØD
Kör Tapa / Blind Plug	BBS-P07	Pg07	12.5	6.0	8.0	15.0
Kör Tapa / Blind Plug	BBS-P09	Pg09	15.2	6.0	9.0	19.0
Kör Tapa / Blind Plug	BBS-P11	Pg11	18.6	6.0	10.0	22.0
Kör Tapa / Blind Plug	BBS-P13	Pg13.5	20.4	6.0	10.0	25.0
Kör Tapa / Blind Plug	BBS-P16	Pg16	22.5	6.0	10.0	27.0
Kör Tapa / Blind Plug	BBS-P21	Pg21	28.3	8.0	12.0	33.0
Kör Tapa / Blind Plug	BBS-P29	Pg29	37.0	8.0	12.0	44.0
Kör Tapa / Blind Plug	BBS-P36	Pg36	47.0	10.0	15.0	55.0



Çelik Spiral Steel Spiral




Ürün / Product	Spiral kod / For tube size	Ölçü / size
Çelik spiral	ÇS-09	9 mm
Çelik spiral	ÇS-11	11 mm
Çelik spiral	ÇS-14	14 mm
Çelik spiral	ÇS-16	16 mm
Çelik spiral	ÇS-18	18 mm
Çelik spiral	ÇS-21	21 mm
Çelik spiral	ÇS-26	26 mm
Çelik spiral	ÇS-29	29 mm
Çelik spiral	ÇS-32	32 mm
Çelik spiral	ÇS-35	35 mm
Çelik spiral	ÇS-37	37 mm
Çelik spiral	ÇS-40	40 mm
Çelik spiral	ÇS-42	42 mm
Çelik spiral	ÇS-45	45 mm
Çelik spiral	ÇS-50	50 mm
Ürün / Product	Spiral kod / For tube size	Ölçü / size
PVC izoleli çelik spiral	PVCİÇS-09	9 mm
PVC izoleli çelik spiral	PVCİÇS-11	11 mm
PVC izoleli çelik spiral	PVCİÇS-14	14 mm
PVC izoleli çelik spiral	PVCİÇS-16	16 mm
PVC izoleli çelik spiral	PVCİÇS-18	18 mm
PVC izoleli çelik spiral	PVCİÇS-21	21 mm
PVC izoleli çelik spiral	PVCİÇS-26	26 mm
PVC izoleli çelik spiral	PVCİÇS-29	29 mm
PVC izoleli çelik spiral	PVCİÇS-32	32 mm
PVC izoleli çelik spiral	PVCİÇS-35	35 mm
PVC izoleli çelik spiral	PVCİÇS-37	37 mm
PVC izoleli çelik spiral	PVCİÇS-40	40 mm
PVC izoleli çelik spiral	PVCİÇS-42	42 mm
PVC izoleli çelik spiral	PVCİÇS-45	45 mm
PVC izoleli çelik spiral	PVCİÇS-50	50 mm
Ürün / Product	Spiral kod / For tube size	Ölçü / size
PVC izoleli çelik tel örgülü spiral	PVCİÇTÖÇS-09	9 mm
PVC izoleli çelik tel örgülü spiral	PVCİÇTÖÇS-11	11 mm
PVC izoleli çelik tel örgülü spiral	PVCİÇTÖÇS-14	14 mm
PVC izoleli çelik tel örgülü spiral	PVCİÇTÖÇS-16	16 mm
PVC izoleli çelik tel örgülü spiral	PVCİÇTÖÇS-18	18 mm
PVC izoleli çelik tel örgülü spiral	PVCİÇTÖÇS-21	21 mm
PVC izoleli çelik tel örgülü spiral	PVCİÇTÖÇS-26	26 mm
PVC izoleli çelik tel örgülü spiral	PVCİÇTÖÇS-29	29 mm
PVC izoleli çelik tel örgülü spiral	PVCİÇTÖÇS-32	32 mm
PVC izoleli çelik tel örgülü spiral	PVCİÇTÖÇS-35	35 mm
PVC izoleli çelik tel örgülü spiral	PVCİÇTÖÇS-37	37 mm
PVC izoleli çelik tel örgülü spiral	PVCİÇTÖÇS-40	40 mm
PVC izoleli çelik tel örgülü spiral	PVCİÇTÖÇS-42	42 mm
PVC izoleli çelik tel örgülü spiral	PVCİÇTÖÇS-45	45 mm
PVC izoleli çelik tel örgülü spiral	PVCİÇTÖÇS-50	50 mm

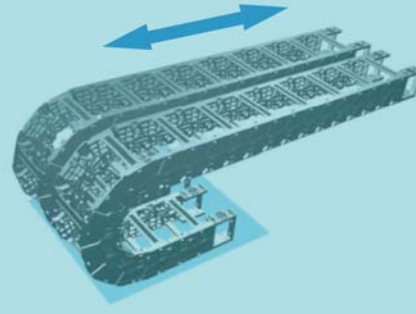


Çelik Rekor Steel Conduits

teknik16

Ürün / Product	Spiral kod / For tube size	Ölçü / size
Galvanizli çelik spiral	GÇS-7	7 mm
Galvanizli çelik spiral	GÇS-9	9 mm
Galvanizli çelik spiral	GÇS-11	11 mm
Galvanizli çelik spiral	GÇS-14	14 mm
Galvanizli çelik spiral	GÇS-16	16 mm
Galvanizli çelik spiral	GÇS-18	18 mm
Galvanizli çelik spiral	GÇS-21	21 mm
Galvanizli çelik spiral	GÇS-26	26 mm
Galvanizli çelik spiral	GÇS-29	29 mm
Galvanizli çelik spiral	GÇS-32	32 mm
Galvanizli çelik spiral	GÇS-35	35 mm
Galvanizli çelik spiral	GÇS-37	37 mm
Galvanizli çelik spiral	GÇS-40	40 mm
Galvanizli çelik spiral	GÇS-42	42 mm
Galvanizli çelik spiral	GÇS-45	45 mm
Galvanizli çelik spiral	GÇS-50	50 mm
Galvanizli çelik spiral	GÇS-65	65 mm
Galvanizli çelik spiral	GÇS-75	75 mm
Galvanizli çelik spiral	GÇS-100	100 mm
Ürün / Product	Kod / Codes	Diş ölçücü / Thread
Anamet tipi çelik spiral rekoru	ÇSR-PG09	Pg 9
Anamet tipi çelik spiral rekoru	ÇSR-PG11	Pg 11
Anamet tipi çelik spiral rekoru	ÇSR-PG13,5	Pg 13,5
Anamet tipi çelik spiral rekoru	ÇSR-PG16	Pg 16
Anamet tipi çelik spiral rekoru	ÇSR-PG21	Pg 21
Anamet tipi çelik spiral rekoru	ÇSR-PG29	Pg 29
Anamet tipi çelik spiral rekoru	ÇSR-PG36	Pg 36
Anamet tipi çelik spiral rekoru	ÇSR-PG48	Pg 48
Ürün / Product	Kod / Codes	Diş ölçücü / Thread
Anamet tipi çelik spiral rekoru	ÇSR-M10	M12x1,5
Anamet tipi çelik spiral rekoru	ÇSR-M12	M16x1,5
Anamet tipi çelik spiral rekoru	ÇSR-M20	M20x1,5
Anamet tipi çelik spiral rekoru	ÇSR-M22	M25x1,5
Anamet tipi çelik spiral rekoru	ÇSR-M32	M32x1,5
Anamet tipi çelik spiral rekoru	ÇSR-M40	M40x1,5
Anamet tipi çelik spiral rekoru	ÇSR-M50	M50x1,5
Anamet tipi çelik spiral rekoru	ÇSR-M63X1,5	M63x1,5
Anamet tipi çelik spiral rekoru	ÇSR-M75X1,5	M75x1,5
Anamet tipi çelik spiral rekoru	ÇSR-M80X1,5	M80x1,5
Anamet tipi çelik spiral rekoru	ÇSR-M90X1,6	M90x1,5
Ürün / Product	Kod / Codes	Diş ölçücü / Thread
Metal somun	SLN-P09	Pg 9
Metal somun	SLN-P11	Pg 11
Metal somun	SLN-P13,5	Pg 13,5
Metal somun	SLN-P16	Pg 16
Metal somun	SLN-P21	Pg 21
Metal somun	SLN-P29	Pg 29
Metal somun	SLN-P36	Pg 36
Metal somun	SLN-P48	Pg 48
Ürün / Product	Kod / Codes	Diş ölçücü / Thread
Metal somun	SLN-M10	M12x1,5
Metal somun	SLN-M12	M16x1,5
Metal somun	SLN-M20	M20x1,5
Metal somun	SLN-M22	M25x1,5
Metal somun	SLN-M32	M32x1,5
Metal somun	SLN-M40	M40x1,5
Metal somun	SLN-M50	M50x1,5
Metal somun	SLN-M63X1,5	M63x1,5
Metal somun	SLN-M75X1,5	M75x1,5
Metal somun	SLN-M80X1,5	M80x1,5
Metal somun	SLN-M90X1,6	M90x1,5



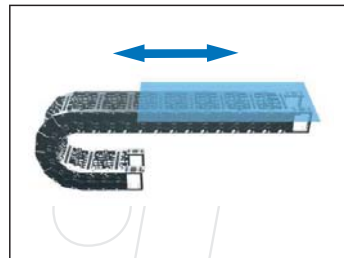
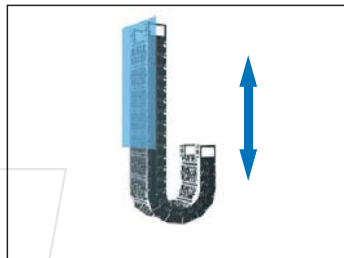

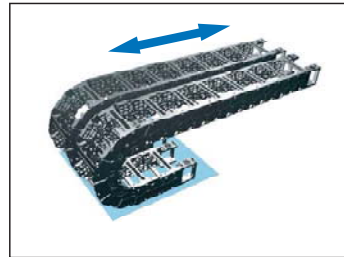
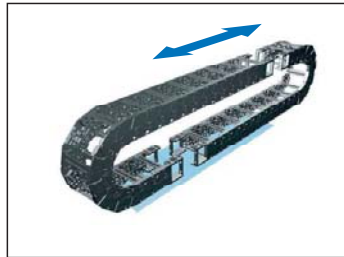
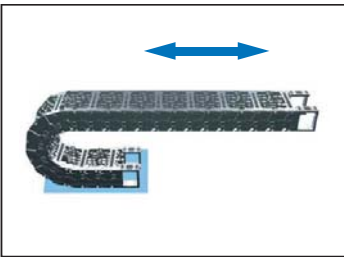
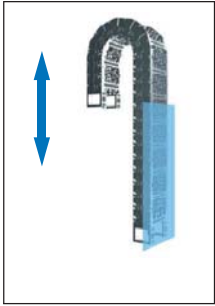
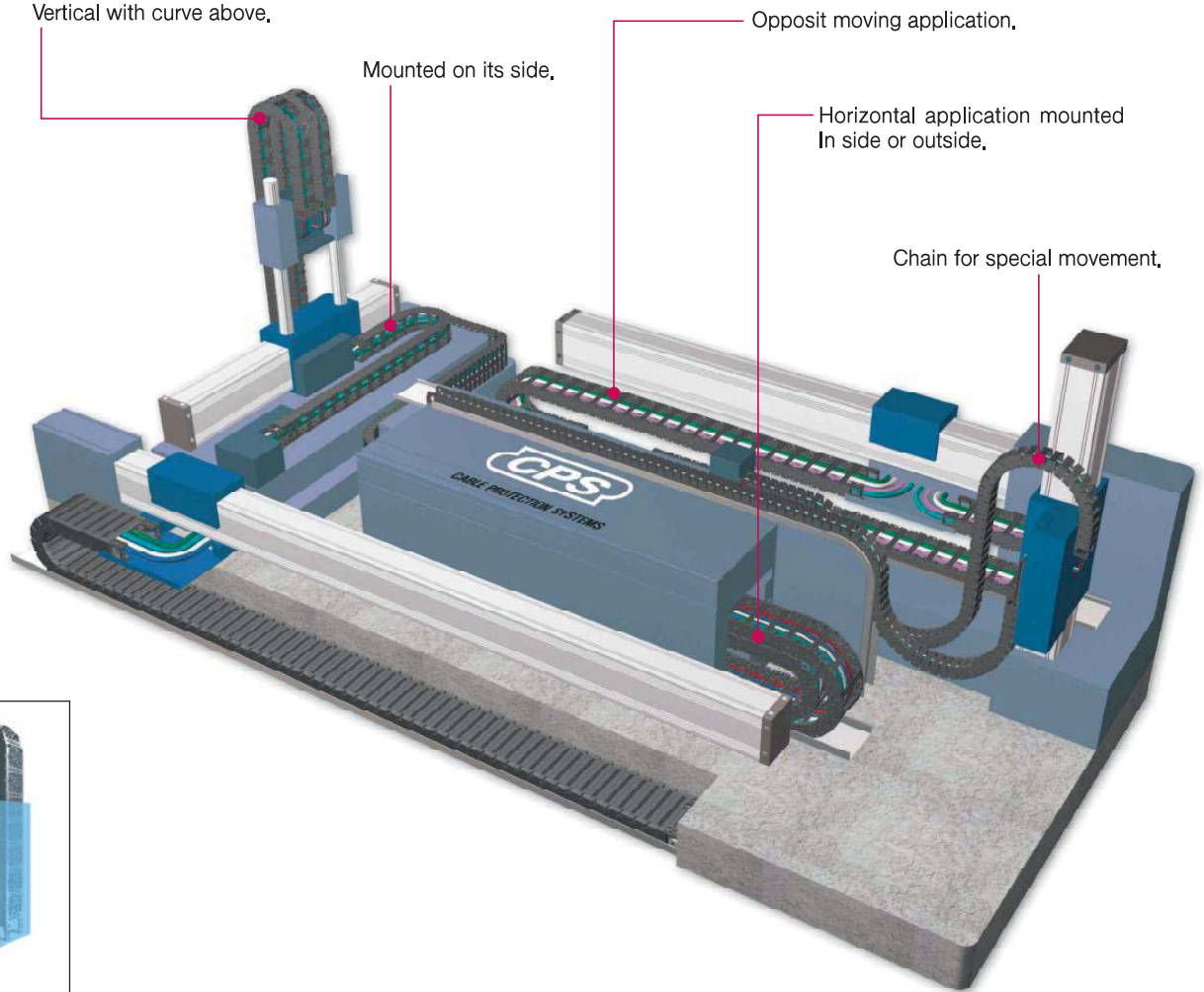


Kablo Taşıma Kanalları Cable Chains

Taşıma kanallarımız 15 m/sn de çalışmaktadır. İç genişliği 10 mm'den 600 mm'ye iç yüksekliği 6 mm'den 80 mm'ye kadar değişik radiuslarda ürünler stoklarımızda bulunmaktadır.

Our Cable Chains can work up to 15 m/s. We have products in stock ranging from 10mm to 600 mm inner width and 6 mm to 80 mm inner height and different radius sizes.

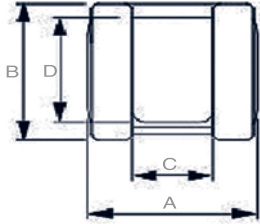
Taşıyıcının Çalışma Şekilleri / Chain Application Styles



Kablo Taşıma Kanalları Cable Chains



$$L = \frac{L_s}{2} + L_p$$



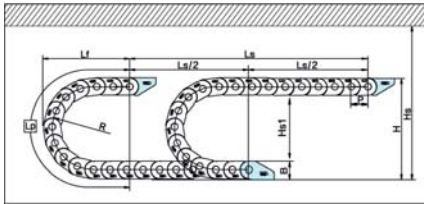
- LS** : Strok
L : Taşıyıcı uzunluğu
LP : Kıvrılmadan dolayı olan taşıyıcı uzunluğu
LF : Kıvrım koruma uzunluğu
H : Taşıyıcı montaj yüksekliği
P : Hatve
A : Taşıyıcı dış genişlik
B : Taşıyıcı dış yükseklik
C : Taşıyıcı iç genişlik
D : Taşıyıcı iç yükseklik

- LS** : Stroke
L : Cable chain lenght
LP : Loop Length
LF : Loop Projection
H : Cable chain mounting height
P : Piteh cable chain
A : Ext. width
B : Cable chain ext. height
C : Int. width
D : Int. heigh

Taşıyıcı hammaddesi / Chain material
 Ses düzeyi / Low Noise
 Hız / Acceleration
 Sıcaklık / Temperature

CPS-amide, UL94-HB
 40dB (DIN EN 61672-1)
 10m / s2
 -30 ~ +130

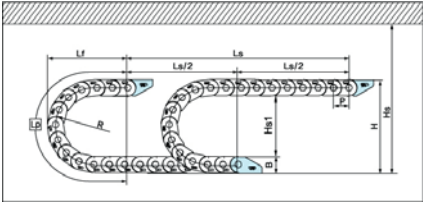
CPS 015



Taşıma kanalı / Chain Type / Açık seri / Open Type	A / Dış genişlik / Width outer / mm.	B / Dış yükseklik / Height outer / mm.	C / İç genişlik / Width inner / mm.	D / İç yükseklik / Height inner / mm.	Ağırlık / Weight / kg / m.
CPS15.06	12,6	13	6	10	0,100
CPS15.10	16,6	13	10	10	0,106
CPS15.15	21,6	13	15	10	0,111
CPS15.20	26,6	13	20	10	0,115

Bending radius / R	LP (Radüs mesafesi) mm.	LF (Hareket mesafesi) mm.	H (Montaj yüksekliği) mm.	Bağlantı takımı / End bracket / Kod / Codes
18	117	55	49	S-TEB015.06
28	148	65	69	S-TEB015.10
38	180	75	89	S-TEB015.15
				S-TEB015.20


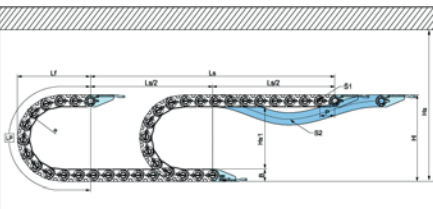
CPS 020



Taşıma kanalı / Chain Type / Açık seri / Open Type	A / Dış genişlik / Width outer / mm.	B / Dış yükseklik / Height outer / mm.	C / İç genişlik / Width inner / mm.	D / İç yükseklik / Height inner / mm.	Ağırlık / Weight / kg / m.
CPS20.15	24	20	15	14,5	0,245
CPS20.20	29	20	20	14,5	0,260
CPS20.30	39	20	30	14,5	0,285
CPS20.40	49	20	40	14,5	0,310

Bending radius / R	LP (Radüs mesafesi) mm.	LF (Hareket mesafesi) mm.	H (Montaj yüksekliği) mm.	Bağlantı takımı / End bracket / Kod / Codes
28	170	78	76	S-TEB020.15
38	200	88	96	S-TEB020.20
48	230	98	116	S-TEB020.30
				S-TEB020.40


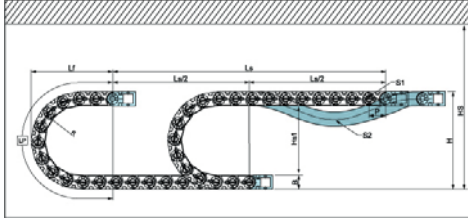
CPS 030



Taşıma kanalı / Chain Type / Açık seri / Open Type	A / Dış genişlik / Width outer / mm.	B / Dış yükseklik / Height outer / mm.	C / İç genişlik / Width inner / mm.	D / İç yükseklik / Height inner / mm.	Ağırlık / Weight / kg / m.
CPS30.15	29	26	15	19	0,38
CPS30.25	39	26	25	19	0,40
CPS30.35	51	26	35	19	0,42
CPS30.50	64	26	50	19	0,44

Bending radius / R	LP (Radüs mesafesi) mm.	LF (Hareket mesafesi) mm.	H (Montaj yüksekliği) mm.	Bağlantı takımı / End bracket / Kod / Codes
38	240	110	101	S-TEB030.15
48	271	119	121	S-TEB030.25
75	356	148	175	S-TEB030.35
100	434	173	225	S-TEB030.50

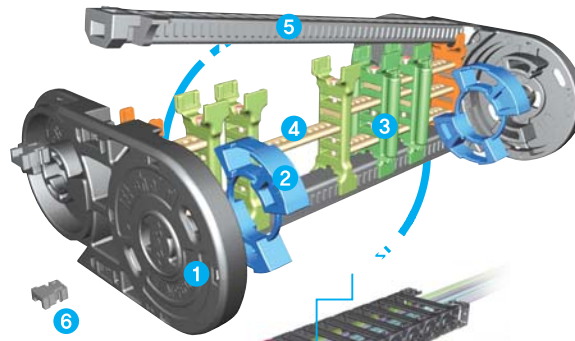
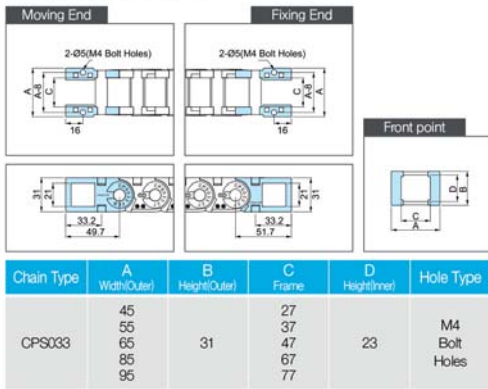
CPS 033



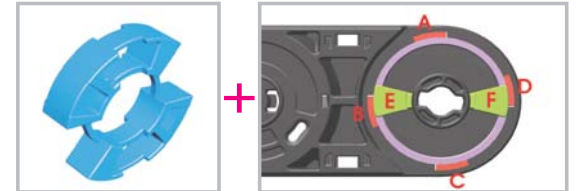
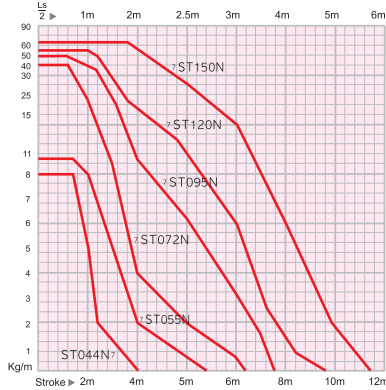
Taşıma kanalı / Chain Type / Açık seri / Open Type	A / Dış genişlik / Width outer / mm.	B / Dış yükseklik / Height outer / mm.	C / İç genişlik / Width inner / mm.	D / İç yükseklik / Height inner / mm.
CPS033.27	45	31	27	23
CPS033.37	53	31	37	23
CPS033.47	63	31	47	23
CPS033.67	83	31	67	23
CPS033.77	93	31	77	23

Bending radius / R	LP (Radius mesafesi) mm.	LF (Hareket mesafesi) mm.	H (Montaj yüksekliği) mm.	Bağlantı takımı / End bracket / Kod / Codes
35	242	117	101	S-EEB033.27
45	274	127	121	S-EEB033.37
75	368	157	181	S-EEB033.47
100	446	182	231	S-EEB033.67
120	509	202	271	S-EEB033.77

Easy End Bracket / Bağlantı Takımı




- 1- Yan bacak
Side Band (SB)
- 2- Bükülme Parçası
Bending Radius Unit (BR)
- 3- Ayırıcı
Divider (DV-S, M, R, T)
- 4- Separatör
Separator (SP)
- 5- Ara Çubuk
Frame (Hinged Type) (FR)
- 6- Ara Çubuk Pimi
Frame Pin (FP)
- 7- Bağlantı Takımı
Free End Bracket (FEB)
- 8- Kablo Bağlama Aparatı
Tie Wrap (TW)
- 9- Kablo Bağlama Aparatı Sistemi
System Tie Wrap (STW)

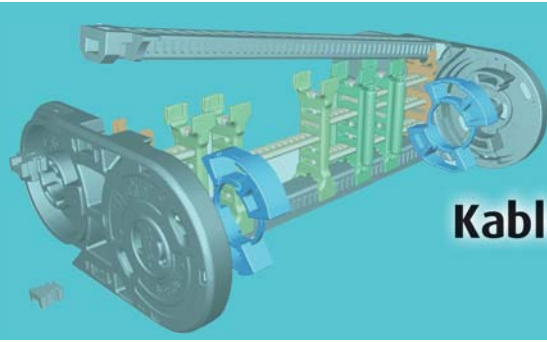


Bükülme/Radius Şekli The Bending Radius combined by the Bending Radius unit(BR).



Radius 135'in montajı Radius 230'un montajı Radius 400'ün montajı



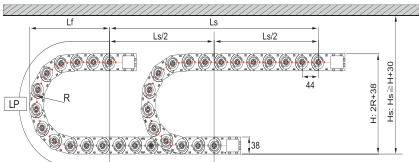


Kablo Taşıma Kanalları Cable Chains



ST 044N

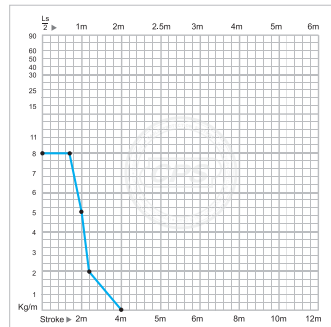
Taşıma kanalı / Chain Type / Açık seri / Open Type	A / Dış genişlik / Width outer / mm.	B / Dış yükseklik / Height outer / mm.	C / İç genişlik / Width inner / mm.	D / İç yükseklik / Height inner / mm.	Ağırlık / Weight / kg / m.
ST044N	56	38	35	26	0,93
ST044N	71	"	50	"	0,97
ST044N	76	"	55	"	1,00
ST044N	96	"	75	"	1,06
ST044N	121	"	100	"	1,17
ST044N	146	"	125	"	1,30
ST044N	171	"	150	"	1,43
ST044N	196	"	175	"	1,78
ST044N	221	"	200	"	1,94



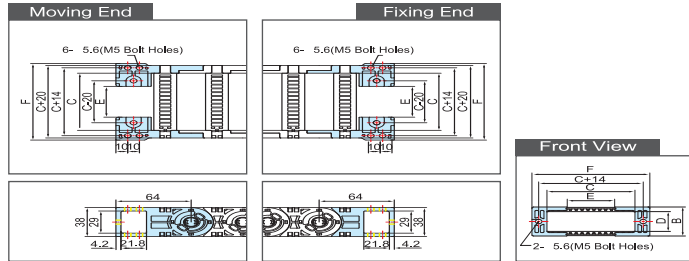
Unsupported Length

Bending radius / R	LP (Radyüs mesafesi) mm.	LF (Hareket mesafesi) mm.	H (Montaj yüksekliği) mm.
50	333	157	138
70	396	177	178
90	459	197	218
120	553	227	278
150	648	257	338

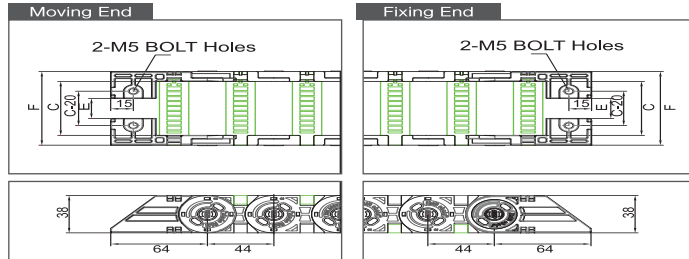
Bağlantı takımı / End bracket / Kod / Codes
ST-FEB044N / İç genişlik / Radyüs



Free End Bracket (FEB) / Bağlantı Takımı

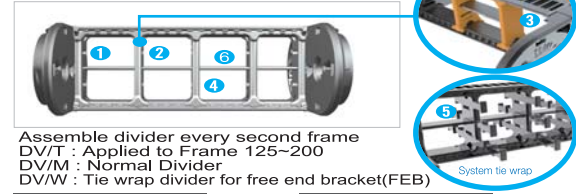


End Bracket (EB) / Bağlantı Takımı

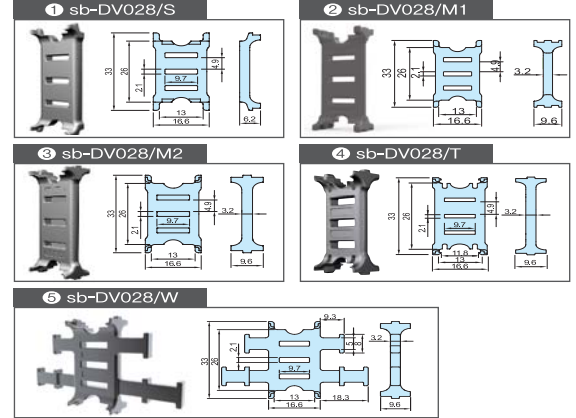


Taşıma kanalı / Chain Type	A (Dış genişlik / Width outer) mm.	B (Dış yükseklik / Height outer) mm.	C (İç genişlik / Width inner) mm.	D (İç yükseklik / Height inner) mm.	E (Civata delik genişliği / MEEB Bolt hole width) mm.	Civata tipi / Hole type
ST044N	60,4	38	35	26	0,4	M5
ST044N	75,4	"	50	"	15,4	"
ST044N	80,4	"	55	"	20,4	"
ST044N	100,4	"	75	"	40,4	"
ST044N	125,4	"	100	"	65,4	"
ST044N	150,4	"	125	"	90,4	"
ST044N	175,4	"	150	"	115,4	"
ST044N	200,4	"	175	"	140,4	"
ST044N	225,4	"	200	"	165,4	"


Dividers (DV) / Ayırıcı




Assemble divider every second frame
DV/T : Applied to Frame 125-200
DV/M : Normal Divider
DV/W : Tie wrap divider for free end bracket(FEB)



Separators (SP)

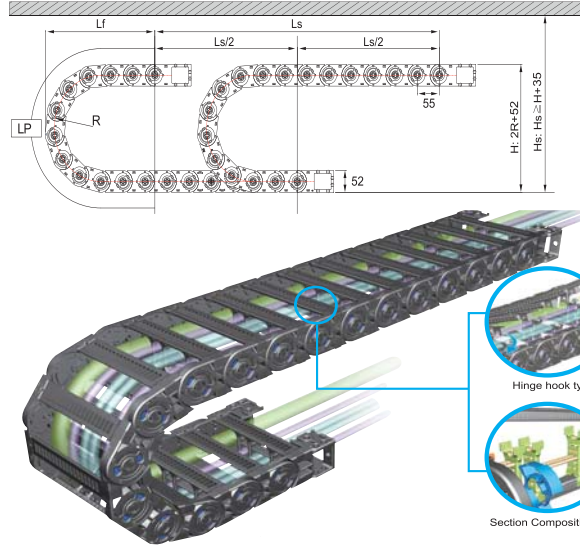


System Tie Wrap (STW)



In R135 BR connection In R230 BR connection In R400 BR connection

Kablo Taşıma Kanalları Cable Chains



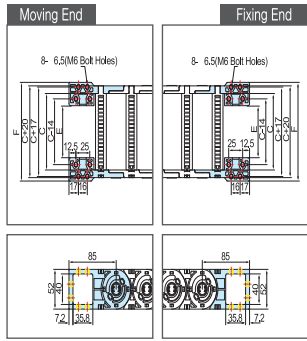
ST 055N

Taşıma kanalı / Chain Type / Açık seri / Open Type	A / Dış genişlik / Width outer / mm.	B / Dış yükseklik / Height outer / mm.	C / İç genişlik / Width inner / mm.	D / İç yükseklik / Height inner / mm.	Ağırlık / Weight / kg / m.
ST055N	56	52	35	40	1,12
ST055N	71	"	50	"	1,15
ST055N	76	"	55	"	1,18
ST055N	96	"	75	"	1,23
ST055N	121	"	100	"	1,31
ST055N	146	"	125	"	1,41
ST055N	171	"	150	"	1,51
ST055N	196	"	175	"	1,78
ST055N	221	"	200	"	1,92

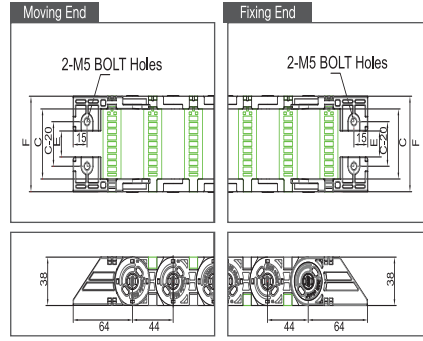
Bending radius / R	LP (Radyüs mesafesi) mm.	LF (Hareket mesafesi) mm.	H (Montaj yüksekliği) mm.
65	424	201	182
75	456	211	202
100	535	236	252
125	613	261	302
150	692	286	352
200	849	336	452

Bağlantı takımı / End bracket / Kod / Codes
ST-FEB055N / İç genişlik / Radyüs

Free End Bracket (FEB) / Bağlantı Takımı

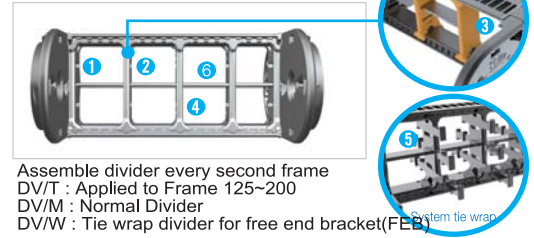


End Bracket (EB) / Bağlantı Takımı



Taşıma kanalı / Chain Type	A (Dış genişlik / Width outer) mm.	B (Dış yükseklik / Height outer) mm.	C (İç genişlik / Height inner) mm.	D (İç yükseklik / Height inner) mm.	E (Cıvata delik genişliği / MEEB Bolt hole width) mm.	Cıvata tipi / Hole type
ST055N	64	52	35	40	3,0	M6
ST055N	79	"	50	"	3,0	"
ST055N	84	"	55	"	23,0	"
ST055N	104	"	75	"	43,0	"
ST055N	129	"	100	"	68,0	"
ST055N	154	"	125	"	93,0	"
ST055N	179	"	150	"	118,0	"
ST055N	204	"	175	"	143,0	"
ST055N	229	"	200	"	168,0	"


Dividers (DV) / Ayırıcı



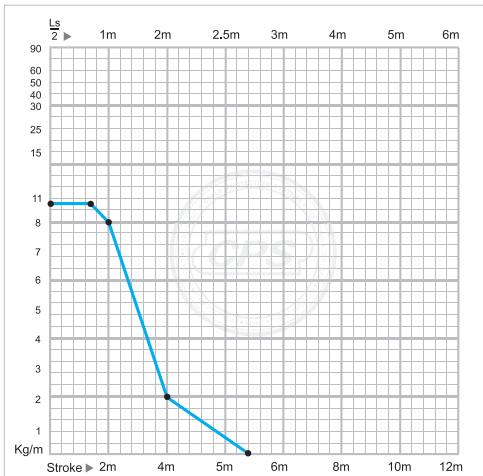
1 sb-DV035/S	2 sb-DV035/M1
3 sb-DV035/M2	4 sb-DV035/T
5 sb-DV035/W	

Ayırıcı / Dividers (DV)
sb-DV035/S
sb-DV035/M1
sb-DV035/M2
sb-DV035/T
sb-DV035/W

Separators (SP)




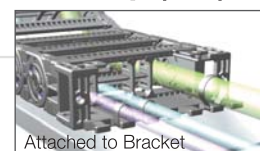
Unsupported Length



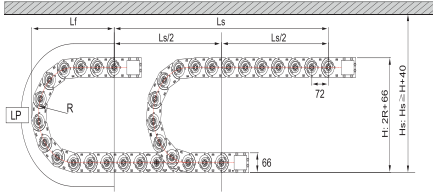
System Tie Wrap (STW)



Tie Wrap (TW)



Kablo Taşıma Kanalları Cable Chains

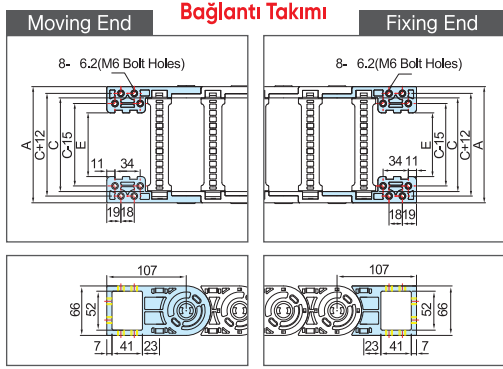


ST 072N

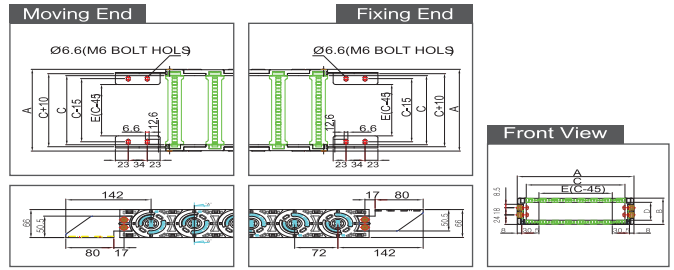
Taşıma kanalı / Chain Type / Açık seri / Open Type	A / Dış genişlik / Width outer / mm.	B / Dış yükseklik / Height outer / mm.	C / İç genişlik / Width inner / mm.	D / İç yükseklik / Height inner / mm.	Ağırlık / Weight / kg / m.
ST072N	82	66	50	45	2,10
ST072N	107	"	75	"	2,20
ST072N	132	"	100	"	2,30
ST072N	157	"	125	"	2,43
ST072N	182	"	150	"	2,56
ST072N	207	"	175	"	2,66
ST072N	232	"	200	"	3,11
ST072N	282	"	250	"	3,24
ST072N	332	"	300	"	3,60

Bending radius / R	LP (RADIUS mesafesi) mm.	LF (HAREKET mesafesi) mm.	H (Montaj yüksekliği) mm.	Bağlantı takımı / End bracket / Kod / Codes
72	514	249	210	ST-FEB072N / İç genişlik / Radius
100	603	277	266	
120	665	297	306	
145	743	322	356	
200	916	377	466	
250	1074	427	566	
300	1230	477	666	

Free End Bracket (FEB)

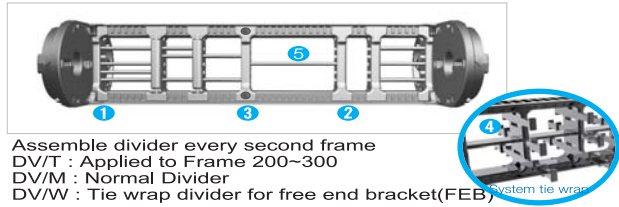


Steel End Bracket (SEB) / Çelik Bağlantı Takımı

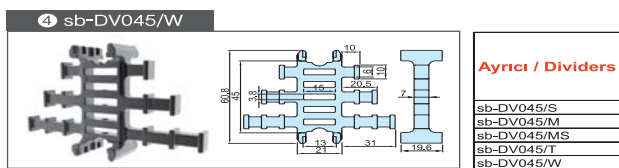
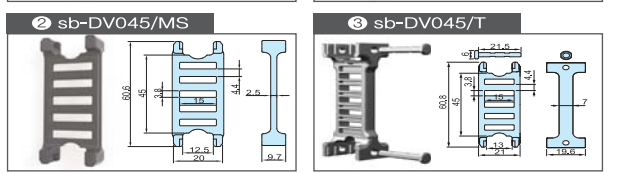
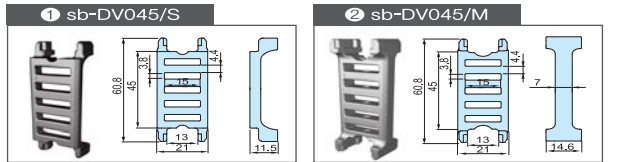


Taşıma kanalı / Chain Type	A (Dış genişlik / Width outer) mm.	B (Dış yükseklik / Height outer) mm.	C (İç genişlik / Height inner) mm.	D (İç yükseklik / Height inner) mm.	E (Civata delik genişliği / MEEB Bolt hole width) mm.	Civata tipi / Hole type
ST072N	82	66	50	45	10	M6
ST072N	107	"	75	"	35	"
ST072N	132	"	100	"	60	"
ST072N	157	"	125	"	85	"
ST072N	182	"	150	"	110	"
ST072N	207	"	175	"	135	"
ST072N	232	"	200	"	160	"
ST072N	282	"	250	"	210	"
ST072N	332	"	300	"	260	"

Dividers(DV) / Ayırıcı



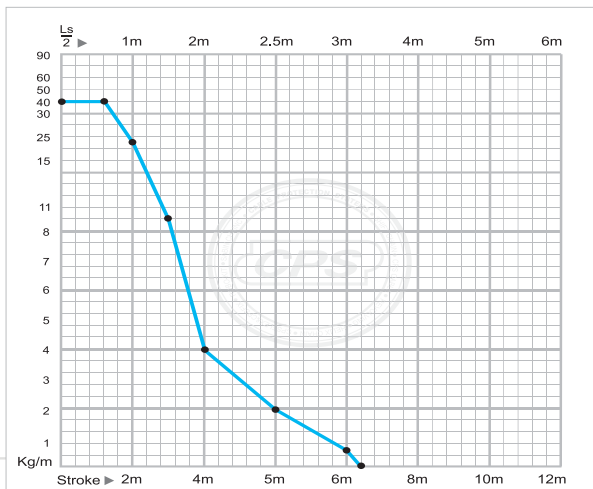
Assemble divider every second frame
DV/T : Applied to Frame 200~300
DV/M : Normal Divider
DV/W : Tie wrap divider for free end bracket(FEB)



Ayırıcı / Dividers (DV)

sb-DV045/S
sb-DV045/M
sb-DV045/MS
sb-DV045/T
sb-DV045/W

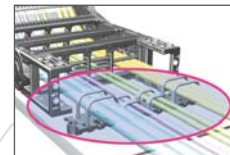
Unsupported Length

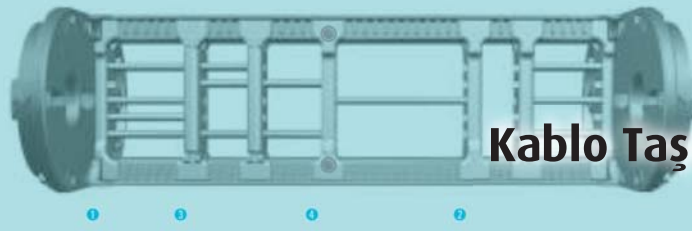


System Tie Wrap (STW)



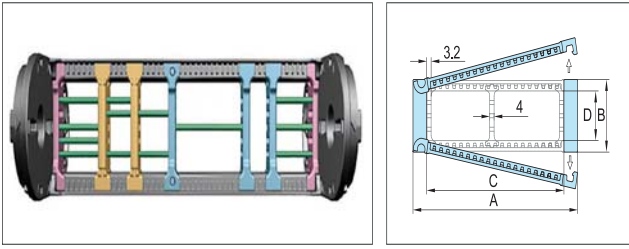
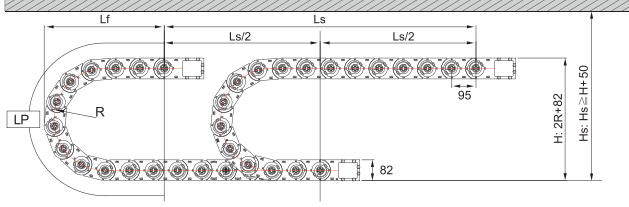
Tie Wrap (TW)





Kablo Taşıma Kanalları Cable Chains

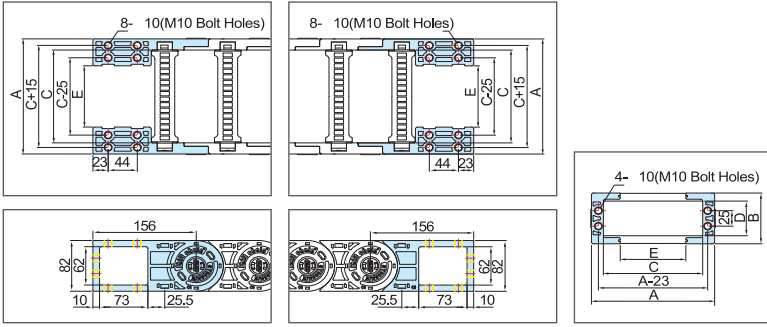
ST 095N



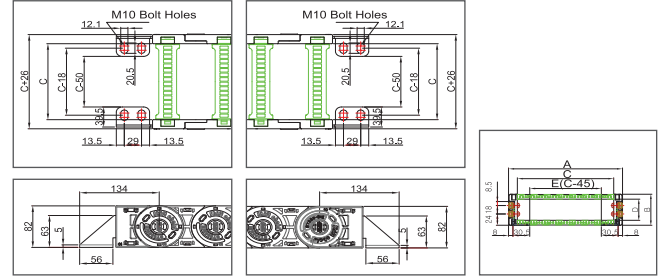
Taşıma kanalı / Chain Type / Açık seri / Open Type	A / Dış genişlik / Width outer / mm.	B / Dış yükseklik / Height outer / mm.	C / İç genişlik / Width inner / mm.	D / İç yükseklik / Height inner / mm.	Ağırlık / Weight / kg / m.
ST095N	113	82	75	56	3,11
ST095N	138	"	100	"	3,17
ST095N	163	"	125	"	3,37
ST095N	188	"	150	"	3,49
ST095N	213	"	175	"	3,60
ST095N	238	"	200	"	3,79
ST095N	288	"	250	"	4,05
ST095N	338	"	300	"	4,31
ST095N	388	"	350	"	4,69
ST095N	438	"	400	"	5,05

Bending radius / R	LP (Radyüs mesafesi) mm.	LF (Hareket mesafesi) mm.	H (Montaj yüksekliği) mm.	Bağlantı takımı / End bracket / Kod / Codes
135	805	364	352	ST-FEB095N / İç genişlik / Radyüs
150	855	374	382	
200	1010	428	482	
230	1110	459	542	
280	1260	505	642	
400	1640	629	882	

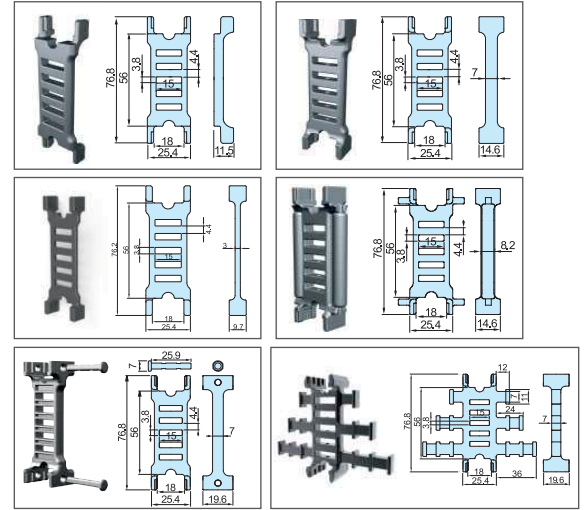
Free End Bracket (FEB) / Bağlantı Takımı




Steel End Bracket (SEB) / Çelik Bağlantı Takımı



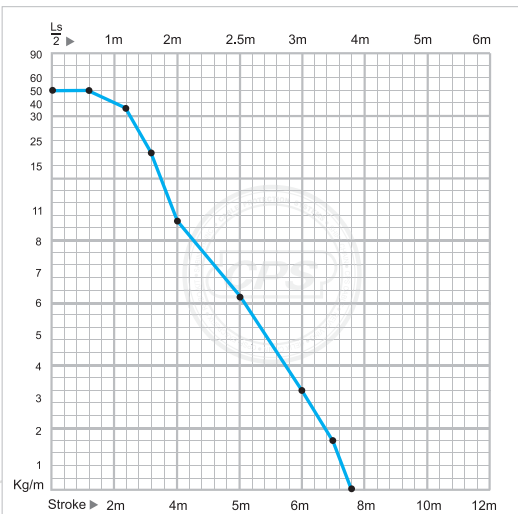
Dividers (DV) / Ayırıcı

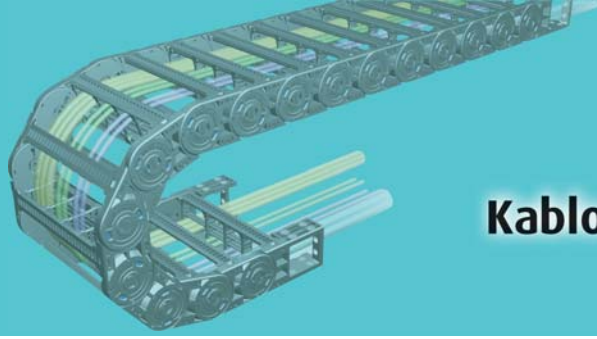


Separators (SP)



Taşıma kanalı / Chain Type	A (Dış genişlik / Width outer) mm.	B (Dış yükseklik / Height outer) mm.	C (İç genişlik / Height inner) mm.	D (İç yükseklik / Height inner) mm.	E (Cıvata delik genişliği / MEEB Bolt hole width) mm.	Cıvata tipi / Hole type
ST095N	113	82	75	56	24	M10
ST095N	138	"	100	"	49	"
ST095N	163	"	125	"	74	"
ST095N	188	"	150	"	99	"
ST095N	213	"	175	"	124	"
ST095N	238	"	200	"	149	"
ST095N	288	"	250	"	199	"
ST095N	338	"	300	"	249	"
ST095N	388	"	350	"	299	"
ST095N	438	"	400	"	349	"


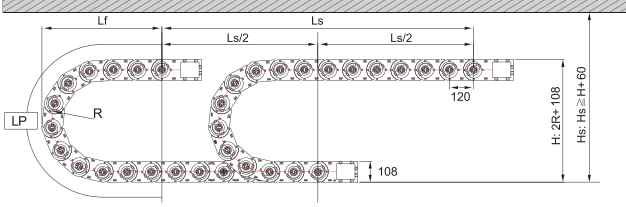




Kablo Taşıma Kanalları Cable Chains



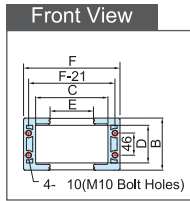
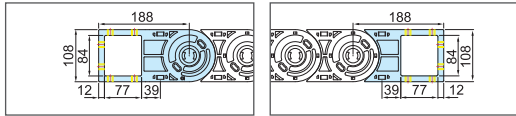
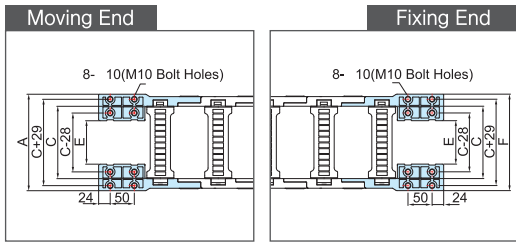
ST 120N



Taşıma kanalı / Chain Type / Açık seri / Open Type	A / Dış genişlik / Width outer / mm.	B / Dış yükseklik / Height outer / mm.	C / İç genişlik / Width inner / mm.	D / İç yükseklik / Height inner / mm.	Ağırlık / Weight / kg / m.
ST120N	117	108	75	78	4.41
ST120N	142	"	100	"	4.63
ST120N	167	"	125	"	4.67
ST120N	192	"	150	"	4.78
ST120N	217	"	175	"	4.93
ST120N	242	"	200	"	5.17
ST120N	292	"	250	"	5.47
ST120N	342	"	300	"	5.88
ST120N	392	"	350	"	6.30
ST120N	442	"	400	"	6.73
ST120N	492	"	450	"	7.07
ST120N	542	"	500	"	7.30
ST120N	592	"	550	"	8.13
ST120N	642	"	600	"	8.30

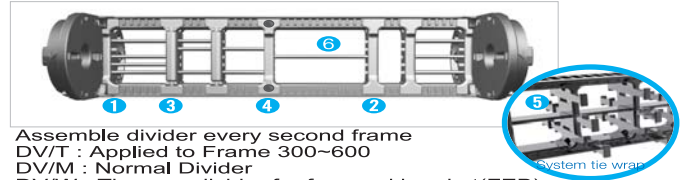
Bending radius / R	LP (Radyüs mesafesi) mm.	LF (Hareket mesafesi) mm.	H (Montaj yüksekliği) mm.	Bağlantı takımı / End bracket / Kod / Codes
180	1046	474	468	ST-FEB120N / İç genişlik / Radyüs
200	1109	494	508	
250	1266	544	608	
300	1423	594	708	
350	1580	644	808	
400	1737	694	908	
500	2051	794	1108	

Free End Bracket (FEB) / Bağlantı Takımı

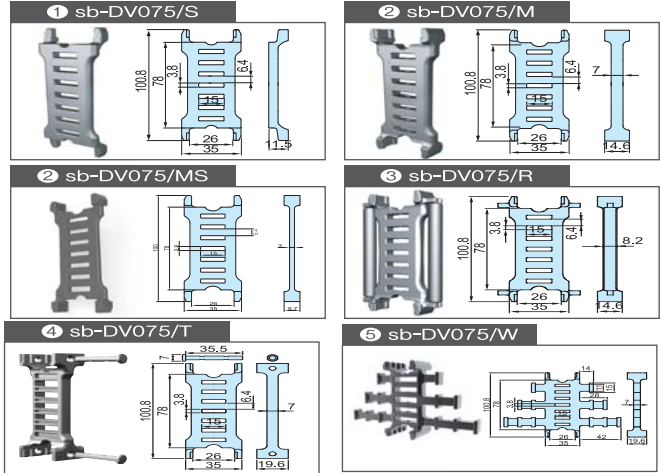


Taşıma kanalı / Chain Type	A (Dış genişlik / Width outer) mm.	B (Dış yükseklik / Height outer) mm.	C (İç genişlik / Height inner) mm.	D (İç yükseklik / Height inner) mm.	E (Cıvata delik genişliği / MEEB Bolt hole width) mm.	Cıvata tipi / Hole type
ST120N	125	108	75	78	15	M10
ST120N	150	"	100	"	40	"
ST120N	175	"	125	"	65	"
ST120N	200	"	150	"	90	"
ST120N	225	"	175	"	115	"
ST120N	250	"	200	"	140	"
ST120N	300	"	250	"	190	"
ST120N	350	"	300	"	240	"
ST120N	400	"	350	"	290	"
ST120N	450	"	400	"	340	"
ST120N	500	"	450	"	390	"
ST120N	550	"	500	"	440	"
ST120N	600	"	550	"	490	"
ST120N	650	"	600	"	540	"

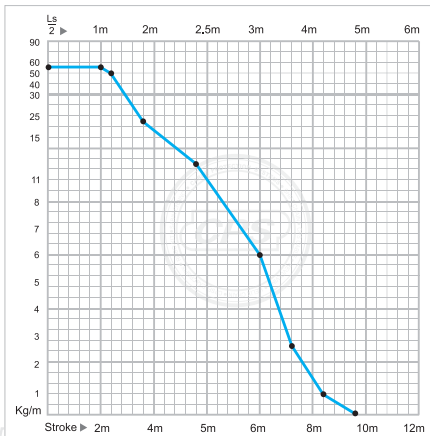
Dividers(DV) / Ayırıcı



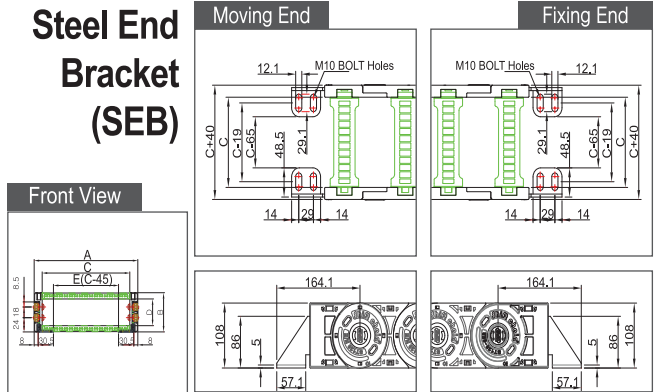
Assemble divider every second frame
DV/T : Applied to Frame 300-600
DV/M : Normal Divider
DV/W : Tie wrap divider for free end bracket(FEB)



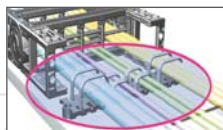
Unsupported Length



Steel End Bracket (SEB)




Tie Wrap (TW)



Separators(SP)

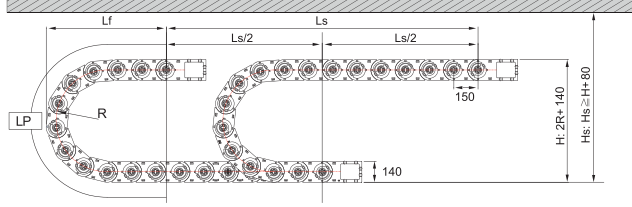





4 Adjustable Separator length

20~600mm

Kablo Taşıma Kanalları
Cable Chains



Yatay Tip
Horizontal Type



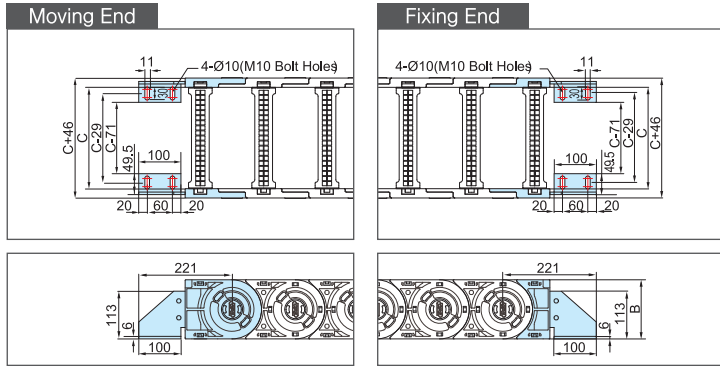
Dikey Tip
Vertical Type

ST 150N

Taşıma kanalı / Chain Type / Açık seri / Open Type	A / Dış genişlik / Width outer / mm.	B / Dış yükseklik / Height outer / mm.	C / İç genişlik / Width inner / mm.	D / İç yükseklik / Height inner / mm.	Ağırlık / Weight / kg / m.
ST150N	121	140	75	110	5,85
ST150N	146	"	100	"	5,96
ST150N	171	"	125	"	6,08
ST150N	196	"	150	"	6,18
ST150N	221	"	175	"	6,30
ST150N	246	"	200	"	6,51
ST150N	296	"	250	"	6,78
ST150N	346	"	300	"	7,14
ST150N	396	"	350	"	7,51
ST150N	446	"	400	"	7,88
ST150N	496	"	450	"	8,18
ST150N	546	"	500	"	8,37
ST150N	596	"	550	"	9,11
ST150N	646	"	600	"	9,26

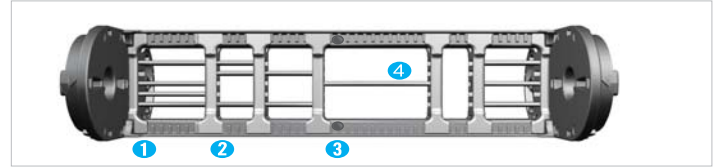
Bending radius / R	LP (RADIUS mesafesi) / mm.	LF (HAREKET mesafesi) / mm.	H (MONTAJ yüksekliği) / mm.	Bağlantı takımı / End bracket / Kod / Codes
205	1215	561	550	ST-FEB150N / İç genişlik / Radius
305	1510	651	750	
405	1807	743	950	
505	2106	835	1150	
605	2405	928	1350	

Steel End Bracket(SEB) / Çelik Bağlantı Takımı

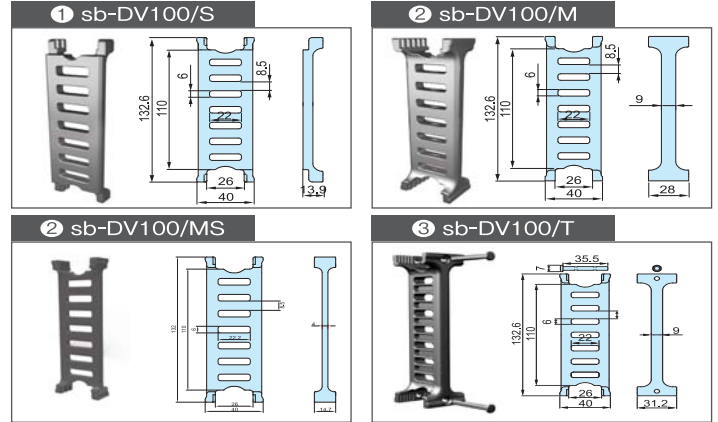


Taşıma kanalı / Chain Type	A (Dış genişlik / Width outer) mm.	B (Dış yükseklik / Height outer) mm.	C (İç genişlik / Height inner) mm.	D (İç yükseklik / Height inner) mm.	Çıvata tipi / Hole type
ST150N	140	140	75	110	M10
ST150N	140	140	100	"	"
ST150N	140	140	125	"	"
ST150N	140	140	150	"	"
ST150N	140	140	175	"	"
ST150N	140	140	200	"	"
ST150N	140	140	250	"	"
ST150N	140	140	300	"	"
ST150N	140	140	350	"	"
ST150N	140	140	400	"	"
ST150N	140	140	450	"	"
ST150N	140	140	500	"	"
ST150N	140	140	550	"	"
ST150N	140	140	600	"	"

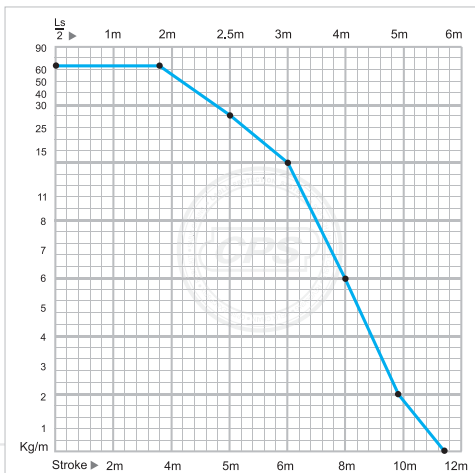
Dividers(DV) / Ayırıcı




Assemble divider every second frame
DV/T : Normal Divider
DV/M : Applied to Frame 300~600



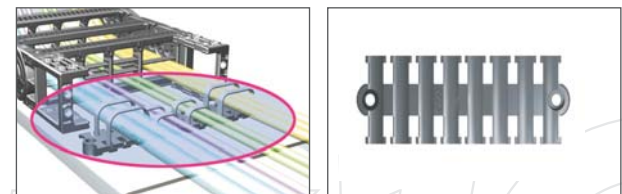
Unsupported Length



Separators(SP)



Tie Wrap (TW)



Kablo Taşıma Kanalları Cable Chains



30dB Ses Seviye Sertifikası

Taşıyıcı hammadde / Chain material
Ses düzeyi / Noise Level

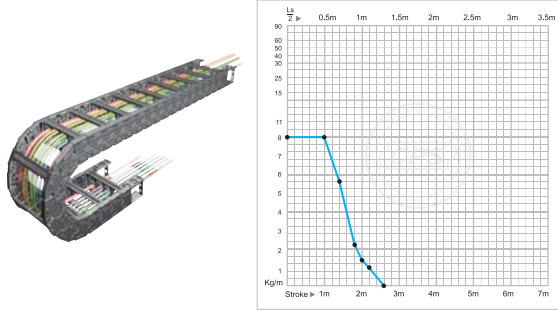
CPS-amide, UL94-HB
30dB (DIN EN 61672-1)

Hız / Acceleration

15m / s2

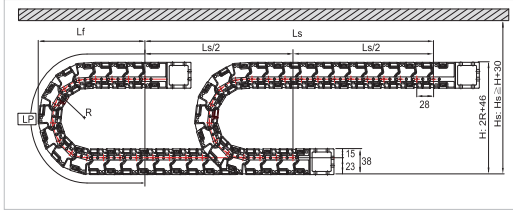
Sıcaklık / Temperature

-30 ~ +130

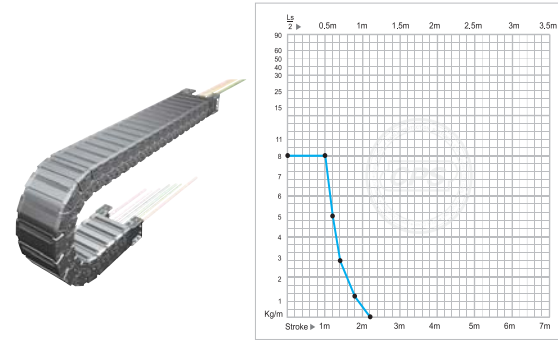


nsb 028N

Taşıma kanalı / Chain Type / Açık seri / Open Type	A / Dış genişlik / Width outer / mm.	B / Dış yükseklik / Height outer / mm.	C / İç genişlik / Width inner / mm.	D / İç yükseklik / Height inner / mm.	Ağırlık / Weight / kg / m.
nsb028N	56	38	35	26	0,79
nsb028N	70	"	50	"	0,82
nsb028N	75	"	55	"	0,85
nsb028N	95	"	75	"	0,90
nsb028N	120	"	100	"	0,98
nsb028N	145	"	125	"	1,08
nsb028N	170	"	150	"	1,18
nsb028N	195	"	175	"	1,45
nsb028N	220	"	200	"	1,69



Bending radius / R	LP (Radyüs mesafesi) mm.	LF (Hareket mesafesi) mm.	H (Montaj yüksekliği) mm.	Bağlantı takımı / End bracket / Kod / Codes
46	257	125	138	nsb-FEB028N / İç genişlik
66	320	145	178	
86	383	165	218	
116	477	195	278	
146	571	225	338	

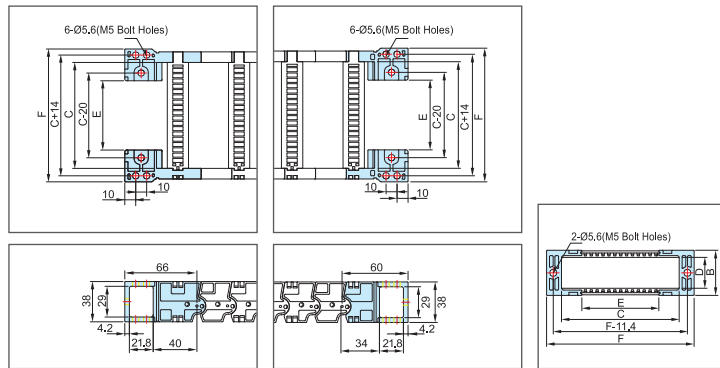


nsb 028E

Taşıma kanalı / Chain Type / Kapalı seri / Enclosed Type	A / Dış genişlik / Width outer / mm.	B / Dış yükseklik / Height outer / mm.	C / İç genişlik / Width inner / mm.	D / İç yükseklik / Height inner / mm.	Ağırlık / Weight / kg / m.
nsb028E	55	38	35	26	1,00
nsb028E	75	"	55	"	1,13
nsb028E	95	"	75	"	1,30
nsb028E	120	"	100	"	1,50

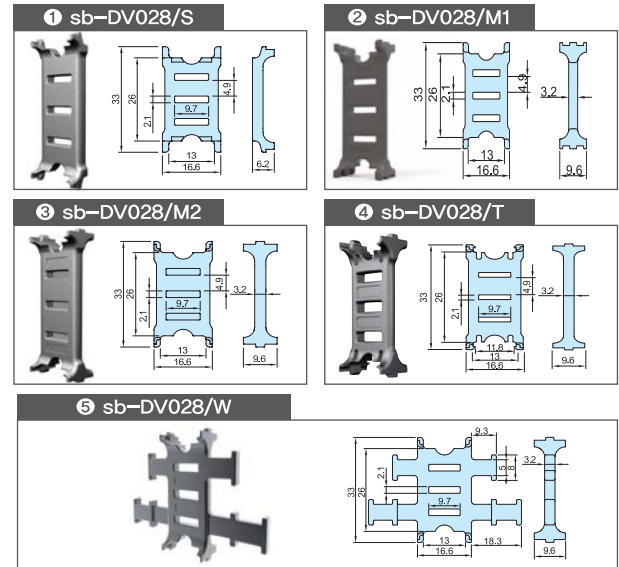
Bending radius / R	LP (Radyüs mesafesi) mm.	LF (Hareket mesafesi) mm.	H (Montaj yüksekliği) mm.	Bağlantı takımı / End bracket / Kod / Codes
66	320	145	178	nsb-FEB028E / İç genişlik
86	383	165	218	
116	477	195	278	
146	571	225	338	

Free End Bracket (FEB) / Bağlantı Takımı



Taşıma kanalı / Chain Type	A (Dış genişlik / Width outer) mm.	B (Dış yükseklik / Height outer) mm.	C (İç genişlik / Height inner) mm.	D (İç yükseklik / Height inner) mm.	E (Cıvata delik genişliği / MEEB Bolt hole width) mm.	Cıvata tipi / Hole type
nsb028N	60,4	38	35	26	0,4	M5
nsb028N	75,4	"	50	"	15,4	"
nsb028N	80,4	"	55	"	20,4	"
nsb028N	100,4	"	75	"	40,4	"
nsb028N	125,4	"	100	"	65,4	"
nsb028N	150,4	"	125	"	90,4	"
nsb028N	175,4	"	150	"	115,4	"
nsb028N	200,4	"	175	"	140,4	"
nsb028N	225,4	"	200	"	165,4	"

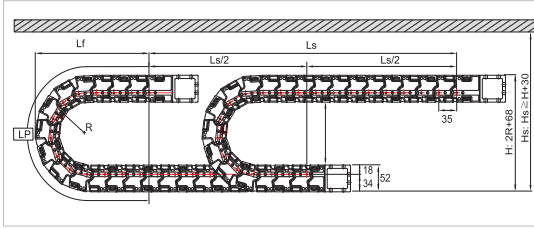
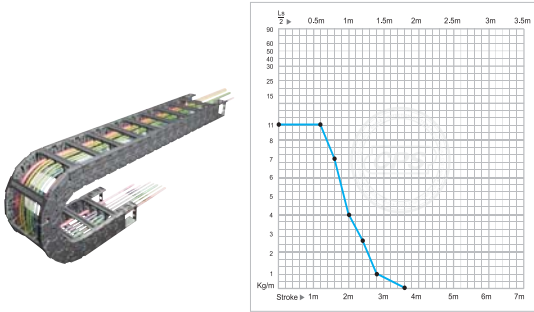
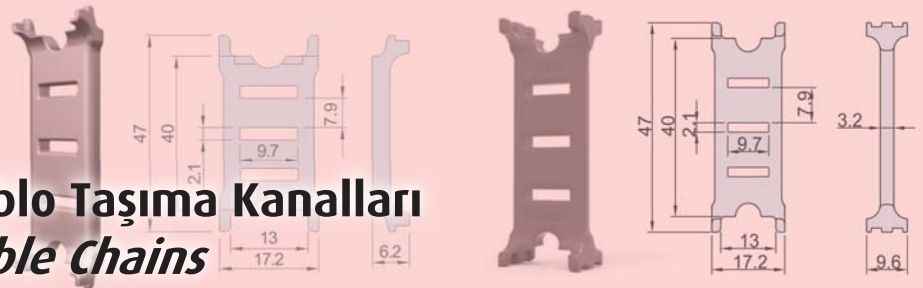
Dividers (DV) / Ayırıcı



Separators (SP)



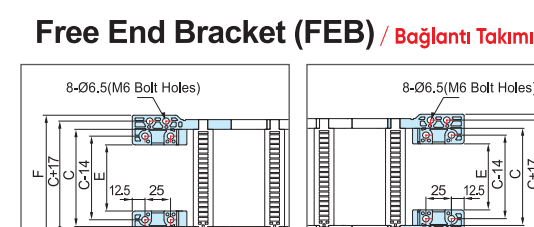
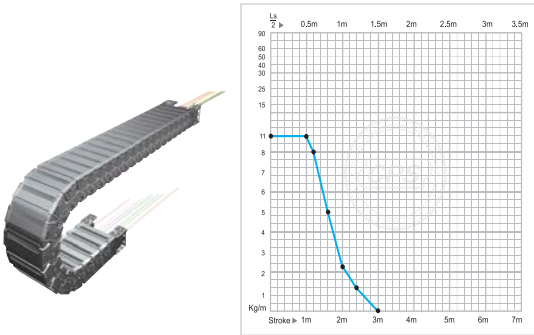
Kablo Taşıma Kanalları Cable Chains



nsb 035N

Taşıma kanalı / Chain Type / Açık seri / Open Type	A / Dış genişlik / Width outer / mm.	B / Dış yükseklik / Height outer / mm.	C / İç genişlik / Width inner / mm.	D / İç yükseklik / Height inner / mm.	Ağırlık / Weight / kg / m.
nsb035N	55	52	35	40	1,10
nsb035N	70	"	50	"	1,13
nsb035N	75	"	55	"	1,15
nsb035N	95	"	75	"	1,18
nsb035N	120	"	100	"	1,25
nsb035N	145	"	125	"	1,32
nsb035N	170	"	150	"	1,41
nsb035N	195	"	175	"	1,62
nsb035N	220	"	200	"	1,72

Bending radius / R	LP (RADIUS mesafesi) mm.	LF (HAREKET mesafesi) mm.	H (MONTAJ yüksekliği) mm.	Bağlantı takımı / End bracket / Kod / Codes
55	313	159	178	nsb-FEB035N / İç genişlik
65	345	169	198	
90	423	194	248	
115	502	219	298	
140	280	244	348	
190	737	294	448	

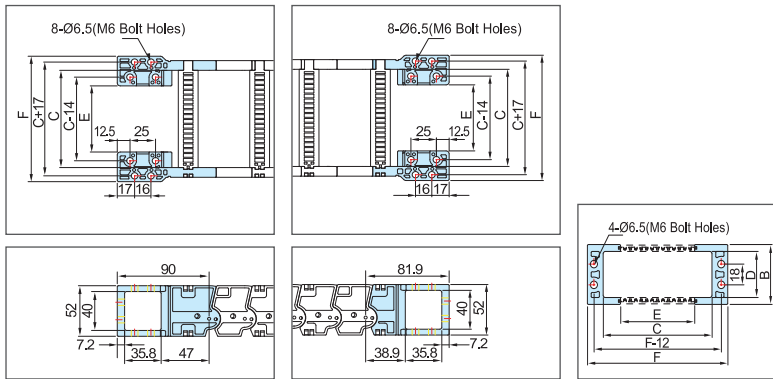


nsb 035E

Taşıma kanalı / Chain Type / Kapalı seri / Enclosed Type	A / Dış genişlik / Width outer / mm.	B / Dış yükseklik / Height outer / mm.	C / İç genişlik / Width inner / mm.	D / İç yükseklik / Height inner / mm.	Ağırlık / Weight / kg / m.
nsb035E	70	52	50	40	1,45
nsb035E	95	"	75	"	1,64
nsb035E	120	"	100	"	1,83
nsb035E	145	"	125	"	2,06
nsb035E	170	"	150	"	2,28

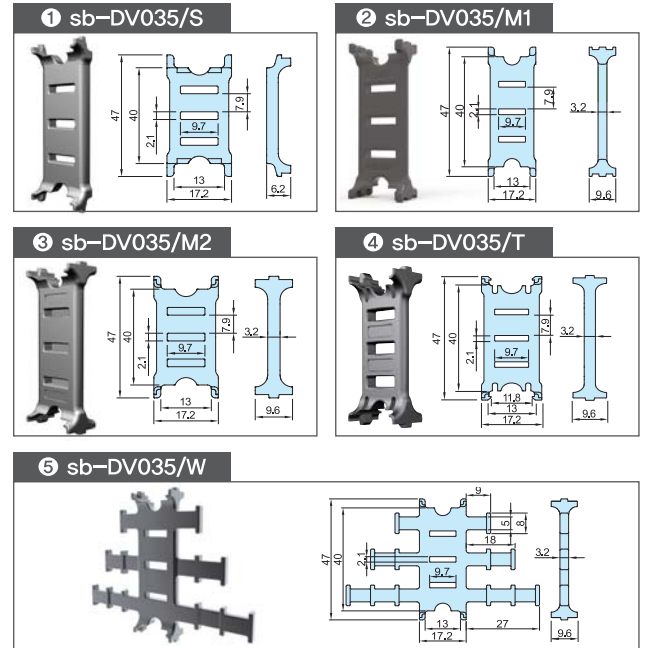
Bending radius / R	LP (RADIUS mesafesi) mm.	LF (HAREKET mesafesi) mm.	H (MONTAJ yüksekliği) mm.	Bağlantı takımı / End bracket / Kod / Codes
90	423	194	248	nsb-FEB035E / İç genişlik
115	502	219	298	
140	580	244	348	
190	737	294	448	

Free End Bracket (FEB) / Bağlantı Takımı




Taşıma kanalı / Chain Type	A (Dış genişlik / Width outer) mm.	B (Dış yükseklik / Height outer) mm.	C (İç genişlik / Height inner) mm.	D (İç yükseklik / Height inner) mm.	E (Cıvata delik genişliği / MEEB Bolt hole width) mm.	Cıvata tipi / Hole type
nsb035N.	60,4	52	35	40	3	M6
nsb035N.	79	"	50	"	18	"
nsb035N.	84	"	55	"	23	"
nsb035N.	104	"	75	"	43	"
nsb035N.	129	"	100	"	68	"
nsb035N.	154	"	125	"	93	"
nsb035N.	179	"	150	"	118	"
nsb035N.	204	"	175	"	143	"
nsb035N.	229	"	200	"	168	"

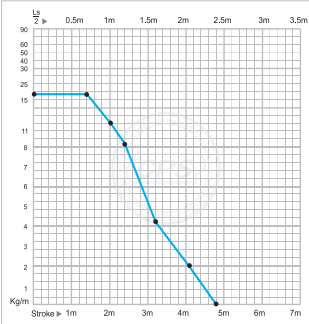

Dividers(DV) / Ayırıcı



Separators(SP)

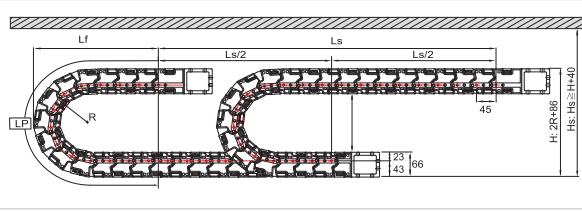


Kablo Taşıma Kanalları Cable Chains

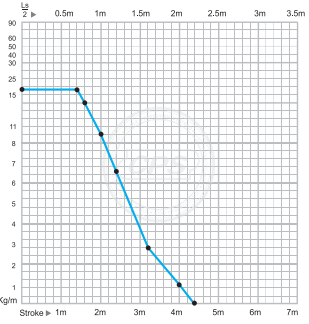



nsb 045N

Taşıma kanalı / Chain Type / Açık seri / Open Type	A / Dış genişlik / Width outer / mm.	B / Dış yükseklik / Height outer / mm.	C / İç genişlik / Width inner / mm.	D / İç yükseklik / Height inner / mm.	Ağırlık / Weight / kg / m.
nsb045N	80	66	50	45	2,06
nsb045N	105	"	75	"	2,14
nsb045N	130	"	100	"	2,22
nsb045N	155	"	125	"	2,32
nsb045N	180	"	150	"	2,42
nsb045N	205	"	175	"	2,51
nsb045N	230	"	200	"	2,86
nsb045N	280	"	250	"	3,15
nsb045N	330	"	300	"	3,43



Bending radius / R	LP (Radüs mesafesi) mm.	LF (Hareket mesafesi) mm.	H (Montaj yüksekliği) mm.	Bağlantı takımı / End bracket / Kod / Codes
90	633	553	266	nsb-FEB045N / İç genişlik
110	695	616	306	
135	774	694	356	
165	868	789	416	
185	931	851	456	
235	1088	1008	556	
285	1245	1165	656	

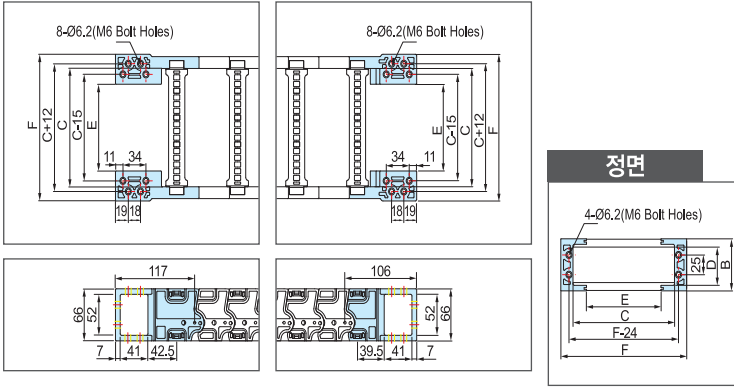


nsb 045E

Taşıma kanalı / Chain Type / Kapalı seri / Enclosed Type	A / Dış genişlik / Width outer / mm.	B / Dış yükseklik / Height outer / mm.	C / İç genişlik / Width inner / mm.	D / İç yükseklik / Height inner / mm.	Ağırlık / Weight / kg / m.
nsb-045E-75	105	66	75	45	2,78
nsb-045E-100	130	"	100	"	3,07
nsb-045E-125	155	"	125	"	3,35
nsb-045E-150	180	"	150	"	3,58

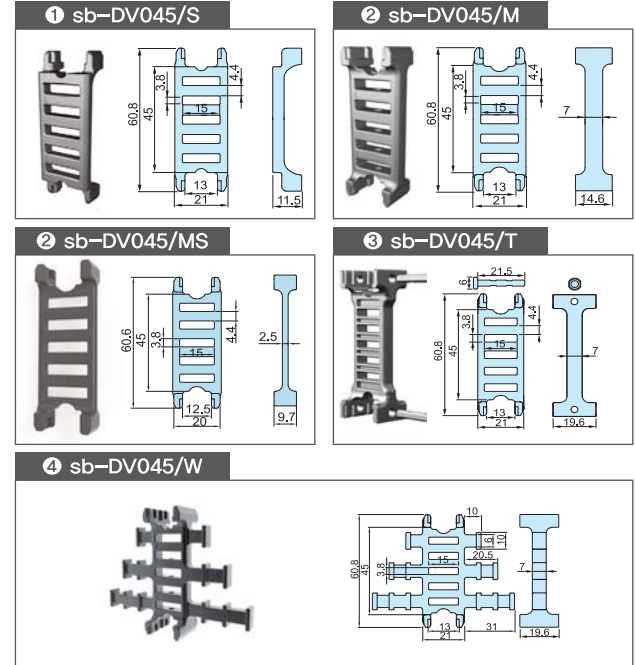
Bending radius / R	LP (Radüs mesafesi) mm.	LF (Hareket mesafesi) mm.	H (Montaj yüksekliği) mm.	Bağlantı takımı / End bracket / Kod / Codes
90	633	553	266	nsb-FEB045E / İç genişlik
110	695	616	306	
135	774	694	356	
165	868	789	416	
185	931	851	456	
235	1088	1008	556	
285	1245	1165	656	

Free End Bracket (FEB) / Bağlantı Takımı




Taşıma kanalı / Chain Type	A (Dış genişlik / Width outer)	B (Dış yükseklik / Height outer)	C (İç genişlik / Height inner)	D (İç yükseklik / Height inner)	E (Cıvata delik genişliği / MEEB Bolt hole width)	Cıvata tipi / Hole type
nsb045N	86	66	45	50	10	M6
nsb045N	111	"	"	75	35	"
nsb045N	136	"	"	100	30	"
nsb045N	161	"	"	125	85	"
nsb045N	186	"	"	150	110	"
nsb045N	211	"	"	175	135	"
nsb045N	236	"	"	200	160	"
nsb045N	286	"	"	250	20	"
nsb045N	336	"	"	30	260	"

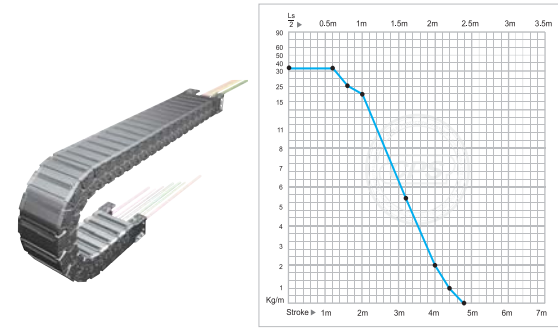
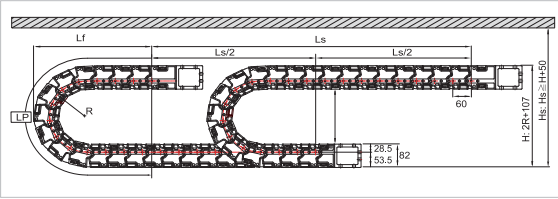
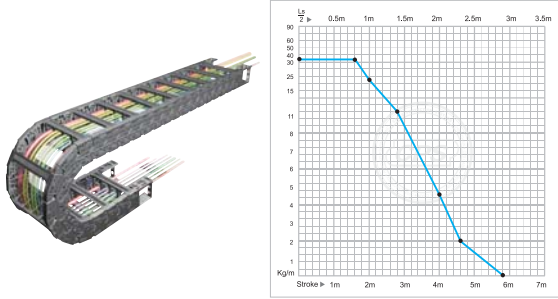
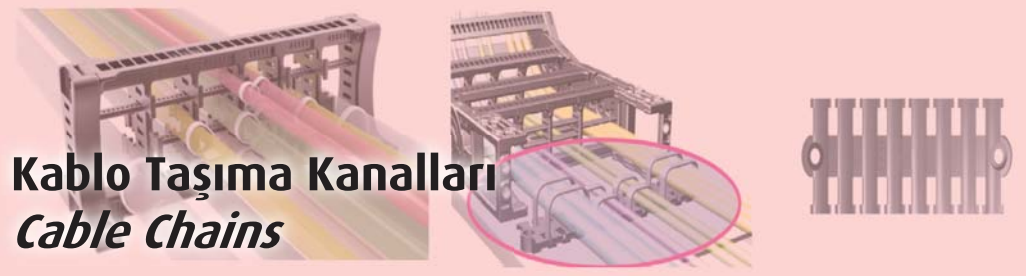
Dividers(DV) / Ayrıcı



Separators(SP)



Kablo Taşıma Kanalları Cable Chains



nsb 060N

Taşıma kanalı / Chain Type / Açık seri / Open Type	A / Dış genişlik / Width outer / mm.	B / Dış yükseklik / Height outer / mm.	C / İç genişlik / Width inner / mm.	D / İç yükseklik / Height inner / mm.	Ağırlık / Weight / kg / m.
nsb060N	115	82	75	55	3,30
nsb060N	140	"	100	"	3,35
nsb060N	165	"	125	"	3,51
nsb060N	190	"	150	"	3,60
nsb060N	215	"	175	"	3,69
nsb060N	240	"	200	"	3,84
nsb060N	290	"	250	"	4,05
nsb060N	340	"	300	"	4,26
nsb060N	390	"	350	"	4,57
nsb060N	440	"	400	"	4,86

Bending radius / R	LP (Radüs mesafesi) mm.	LF (Hareket mesafesi) mm.	H (Montaj yüksekliği) mm.
125	753	359	357
135	784	369	377
150	831	384	407
180	926	414	467
230	1083	464	567
270	1208	504	647
340	1428	574	787

Bağlantı takımı / End bracket / Kod / Codes
nsb-FEB060N / İç genişlik

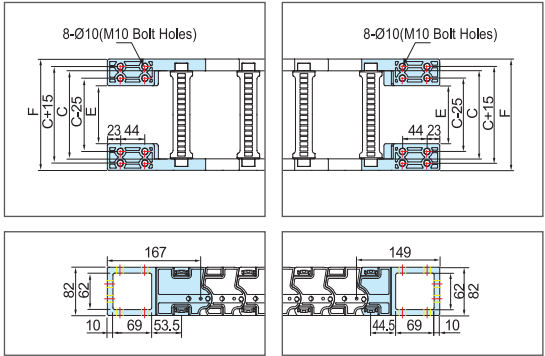
nsb 060E

Taşıma kanalı / Chain Type / Kapalı seri / Encolesed Type	A / Dış genişlik / Width outer / mm.	B / Dış yükseklik / Height outer / mm.	C / İç genişlik / Width inner / mm.	D / İç yükseklik / Height inner / mm.	Ağırlık / Weight / kg / m.
nsb-060E.100	140	82	100	56	4,32
nsb-060E.150	190	"	150	"	4,86
nsb-060E.200	240	"	200	"	5,41

Bending radius / R	LP (Radüs mesafesi) mm.	LF (Hareket mesafesi) mm.	H (Montaj yüksekliği) mm.
125	753	359	357
135	784	369	377
150	831	384	407
180	926	414	467
230	1083	464	567
270	1208	504	647
340	1428	574	787

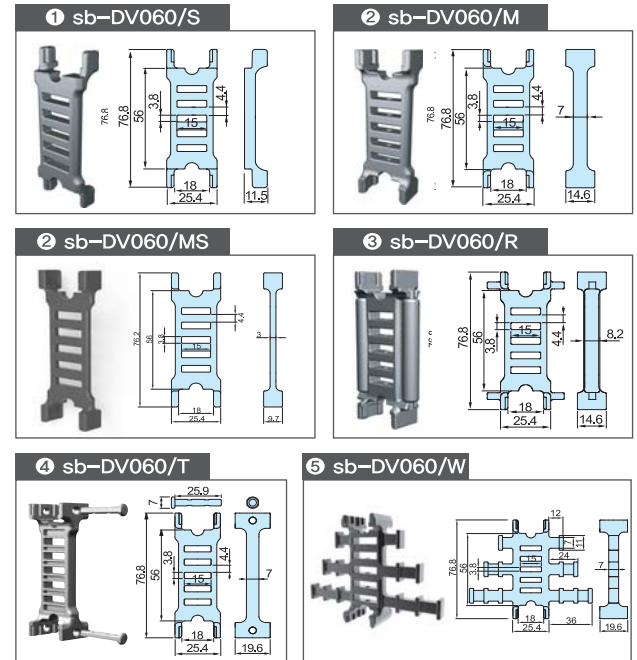
Bağlantı takımı / End bracket / Kod / Codes
nsb-FEB060E / İç genişlik

Free End Bracket (FEB) / Bağlantı Takımı

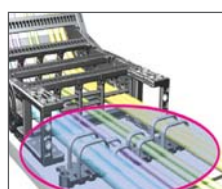



Taşıma kanalı / Chain Type	A (Dış genişlik / Width outer)	B (Dış yükseklik / Height outer)	C (İç genişlik / Height inner)	D (İç yükseklik / Height inner)	E (Cıvata delik genişliği / MEEB Bolt hole width)	Cıvata tipi / Hole type
nsb060N.	115	82	75	55	24	M10
nsb060N.	140	"	100	"	49	"
nsb060N.	165	"	125	"	74	"
nsb060N.	190	"	150	"	99	"
nsb060N.	215	"	175	"	124	"
nsb060N.	240	"	200	"	149	"
nsb060N.	290	"	250	"	199	"
nsb060N.	340	"	300	"	249	"
nsb060N.	390	"	350	"	299	"
nsb060N.	440	"	400	"	349	"

Dividers(DV) / Ayırıcı



Separators(SP)

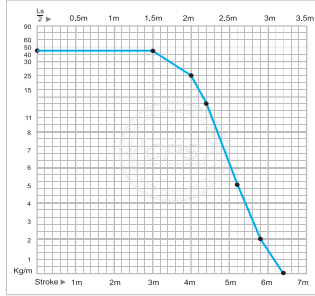
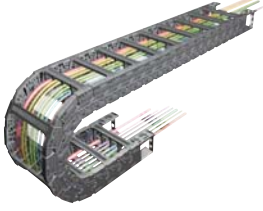


8-Ø10(M10 Bolt Holes)

8-Ø10(M10 Bolt Holes)

Kablo Taşıma Kanalları

Cable Chains



nsb 075N

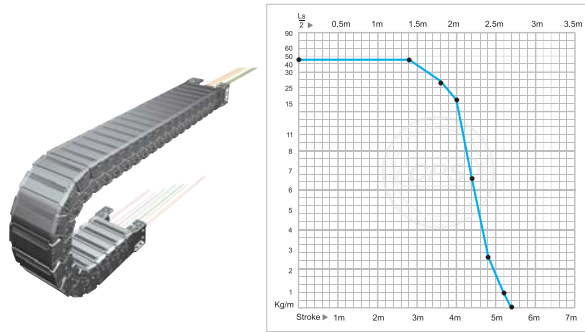
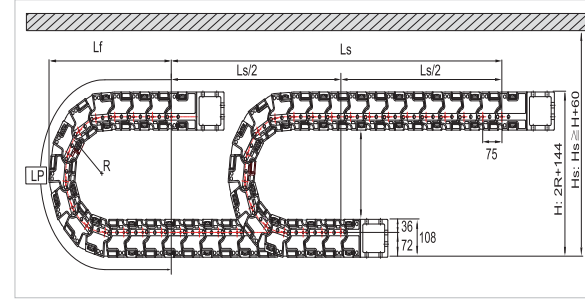
Taşıma kanalı / Chain Type / Açık seri / Open Type	A / Dış genişlik / Width outer / mm.	B / Dış yükseklik / Height outer / mm.	C / İç genişlik / Width inner / mm.	D / İç yükseklik / Height inner / mm.	Ağırlık / Weight / kg / m.
nsb075N	115	108	75	78	4.80
nsb075N	140	"	100	"	4.90
nsb075N	165	"	125	"	5.02
nsb075N	190	"	150	"	5.12
nsb075N	215	"	175	"	5.25
nsb075N	240	"	200	"	5.46
nsb075N	290	"	250	"	5.72
nsb075N	340	"	300	"	6.02
nsb075N	390	"	350	"	6.45
nsb075N	440	"	400	"	6.83
nsb075N	490	"	450	"	7.12
nsb075N	540	"	500	"	7.32
nsb075N	590	"	550	"	8.06
nsb075N	640	"	600	"	8.20

Bending radius / R	LP (Radyüs mesafesi) mm.	LF (Hareket mesafesi) mm.	H (Montaj yüksekliği) mm.	Bağlantı takımı / End bracket / Kod / Codes
160	953	457	464	nsb-FEB075N / İç genişlik
180	1016	477	504	
230	1173	527	604	
280	1330	577	704	
330	1487	627	804	
380	1644	677	904	
480	1958	777	1104	

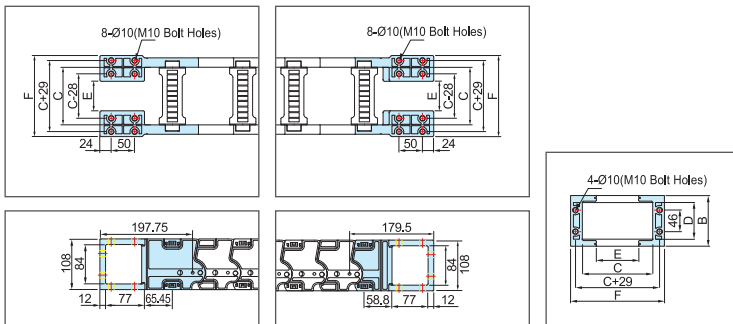
nsb 075E

Taşıma kanalı / Chain Type / Kapalı seri / Enclosed Type	A / Dış genişlik / Width outer / mm.	B / Dış yükseklik / Height outer / mm.	C / İç genişlik / Width inner / mm.	D / İç yükseklik / Height inner / mm.	Ağırlık / Weight / kg / m.
nsb-075E.150	190	108	150	78	7.01
nsb-075E.200	240	"	200	"	7.97
nsb-075E.300	340	"	300	"	9.48

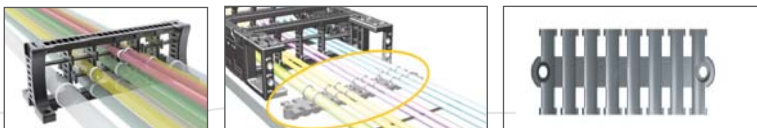
Bending radius / R	LP (Radyüs mesafesi) mm.	LF (Hareket mesafesi) mm.	H (Montaj yüksekliği) mm.	Bağlantı takımı / End bracket / Kod / Codes
160	953	457	464	nsb-FEB075E / İç genişlik
180	1016	477	504	
230	1173	527	604	
280	1330	577	704	
330	1487	627	804	
380	1644	677	904	
480	1958	777	1104	



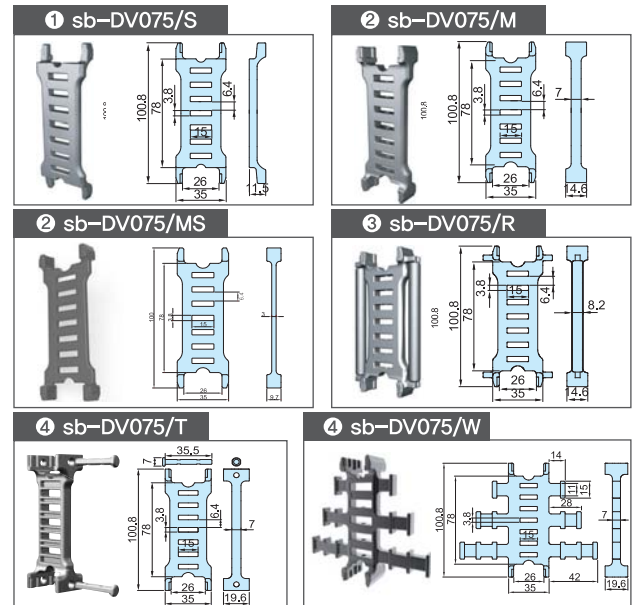
Free End Bracket (FEB) / Bağlantı Takımı




Taşıma kanalı / Chain Type	A (Dış genişlik / Width outer)	B (Dış yükseklik / Height outer)	C (İç genişlik / Height inner)	D (İç yükseklik / Height inner)	E (Cıvata delik genişliği / MEEB Bolt hole width)	Cıvata tipi / Hole type
nsb075N.	125	108	75	78	15	M10
nsb075N.	150	"	100	"	40	M10
nsb075N.	175	"	125	"	65	M10
nsb075N.	200	"	150	"	90	M10
nsb075N.	225	"	175	"	115	M10
nsb075N.	250	"	200	"	140	M10
nsb075N.	300	"	250	"	190	M10
nsb075N.	350	"	300	"	240	M10
nsb075N.	400	"	350	"	290	M10
nsb075N.	450	"	400	"	340	M10
nsb075N.	500	"	450	"	390	M10
nsb075N.	550	"	500	"	440	M10
nsb075N.	600	"	550	"	490	M10
nsb075N.	650	"	600	"	540	M10



Dividers(DV) / Ayırıcı



Separators(SP)






INNOVATION



Unity Systems®

INNOVATED INTEGRAL BRACKET SUPPORTER



Ürünün Güçlü Noktaları

1. Pahalı olan paslanmaz veya alüminyum malzeme yerine pahalı olmayan plastik malzemeden üretilmiştir.
2. Tek seferde montaj olanağı ile zamandan tasarruf sağlar. Kablo kanalı ile birleştirmek için herhangi bir ekstra masraf gerektirmez.
3. İlave tasarım işlemi gerektirmediği için hızlı teslim süresi sağlanır.
4. Montajda dikey kanalın tek parça olarak desteklenmesi, kırılmalara ya da kanal sapmalarına karşı teknik olarak yenilenmiş ürün.

The Strong Point of Product

1. Cost-Saving effect by using the plastic material, as the substitute with previous expensive Material such as Stainless & Aluminium.
2. Time-Saving effect of installation by all-in-one constitution. No need to any additional extra fee when connecting with the cable chain.
3. Delivery Times saving because the extra designing process is unnecessary. Installation with only the parts is feasible.
4. Technically renovated product which is strong in breaking or chain deviation as the Unity Systems supports the chain when installing the Vertical Chain.

Kablo Taşıma Kanalları Cable Chains



Speed/Acceleration value can be different according to amount of cable/hose and travel length.

nsb Chain Sliding Type

nsb S

nsb Chain-Sliding Type

- nsb050S
- nsb065S
- nsb080S


General Information

Material	CPS-Amide (PA6+G.F)
Speed	6m/s
Acceleration	15m/s ²
Temperature	-30°C ~ +130°C
Certificate	CE, ATEX(Ex), RoHs2

Calculation Table

Length of Cable Chain	$L = \frac{1}{2} \times L_s + L_p$
Bending Radius	Multiply 8~10 of the biggest cable
	Multiply 15~20 of the biggest hose

Kablo Taşıma Kanalları Cable Chains



nsb050S

Taşıma kanalı / Chain Type	A / Dış genişlik / Width outer / mm	B / Dış yükseklik / Height outer / mm	C / İç genişlik / Width inner	D / İç yükseklik / Height inner mm	Ağırlık / Weight / kg / mm
nsb050S	104	71,5	50	45	2,38
nsb050S	129	"	75	"	2,44
nsb050S	154	"	100	"	2,51
nsb050S	179	"	125	"	2,61
nsb050S	204	"	150	"	2,71
nsb050S	229	"	175	"	2,80
nsb050S	254	"	200	"	3,09
nsb050S	304	"	250	"	3,38
nsb050S	354	"	300	"	3,63



Bending radius / R	LP (Radüs mesafesi) mm	LF (Hareket mesafesi) mm	H (Montaj yüksekliği) mm
110	916	380	180
135	1068	430	"
165	1255	490	"
185	1382	530	"
235	1703	630	"
285	2029	730	"

nsb065S

Taşıma kanalı / Chain Type	A / Dış genişlik / Width outer / mm	B / Dış yükseklik / Height outer / mm	C / İç genişlik / Width inner mm	D / İç yükseklik / Height inner mm	Ağırlık / Weight / kg / mm
nsb065S	137	89	75	56	3,29
nsb065S	162	"	100	"	3,34
nsb065S	187	"	125	"	3,49
nsb065S	212	"	150	"	3,58
nsb065S	237	"	175	"	3,68
nsb065S	262	"	200	"	3,82
nsb065S	312	"	250	"	4,03
nsb065S	362	"	300	"	4,24
nsb065S	412	"	350	"	4,53
nsb065S	462	"	400	"	4,85



Bending radius / R	LP (Radüs mesafesi) mm	LF (Hareket mesafesi) mm	H (Montaj yüksekliği) mm
140	1225	615	210
190	1543	715	"
220	1734	775	"
270	2052	875	"
390	2814	1115	"

nsb080S



Taşıma kanalı / Chain Type	A / Dış genişlik / Width outer / mm	B / Dış yükseklik / Height outer / mm	C / İç genişlik / Width inner mm	D / İç yükseklik / Height inner mm	Ağırlık / Weight / kg / mm
nsb080S	143	115	75	78	4,27
nsb080S	168	"	100	"	4,36
nsb080S	183	"	125	"	4,47
nsb080S	193	"	150	"	4,57
nsb080S	218	"	175	"	4,67
nsb080S	243	"	200	"	4,85
nsb080S	268	"	250	"	5,07
nsb080S	318	"	300	"	5,40
nsb080S	368	"	350	"	5,71
nsb080S	418	"	400	"	6,09
nsb080S	468	"	450	"	6,28
nsb080S	518	"	500	"	6,45
nsb080S	568	"	550	"	7,08
nsb080S	618	"	600	"	7,2



Bending radius / R	LP (Radüs mesafesi) mm	LF (Hareket mesafesi) mm	H (Montaj yüksekliği) mm
180	1490	690	280
200	1617	730	"
250	1935	830	"
300	2253	930	"
350	2571	1030	"
400	2889	1130	"
500	3524	1330	"



Kablo Taşıma Kanalları
Cable Chains





Shift Chain®
Double Chain
Double Type of Shift Chain

**Double
Chain**

- ST095D
- ST120D
- ST150D


Kablo Taşıma Kanalları Cable Chains



Double Chain

Shift Chain Double Chain	Bending Radius / R	A / Dış genişlik / Width outer / mm.	B / Dış yükseklik / Height outer / mm.	C / İç genişlik / Width inner / mm.	D / İç yükseklik / Height inner / mm.	Ağırlık / Weight / kg / m.
ST095D	135,150,200,230,280,400	113	82	75	56	3,11
	"	138	"	100	"	3,17,
	"	163	"	125	"	3,37
	"	188	"	150	"	3,49
	"	213	"	175	"	3,6
	"	228	"	190	"	3,71
	"	238	"	200	"	3,79
	"	278	"	240	"	4,0
	"	288	"	250	"	4,06
	"	338	"	300	"	4,31
	"	388	"	350	"	4,69
	"	438	"	400	"	5,05
	"	117	"	75	"	4,41
	"	142	"	100	"	4,53
	"	157	"	115	"	4,61
	"	167	"	125	"	4,67
	"	192	"	150	"	4,78
	"	217	"	175	"	4,93
	"	242	"	200	"	5,17
	"	282	"	240	"	5,41
ST120D	180,200,250,300,350,400,450	292	108	250	78	5,47
	"	332	"	290	"	5,8
	"	342	"	300	"	5,88
	"	392	"	350	"	6,3
	"	442	"	400	"	6,73
	"	492	"	450	"	7,07
	"	542	"	500	"	7,3
	"	592	"	550	"	8,13
	"	642	"	600	"	8,3
	"	121	"	75	"	5,85
	"	146	"	10	"	5,96
	"	161	"	115	"	6,03
	"	171	"	125	"	6,08
	"	196	"	150	"	6,18
	"	221	"	175	"	6,3
	"	246	"	200	"	6,51
	"	286	"	240	"	6,72
ST150D	205,305,405,505,605	296	140	250	110	6,78
	"	336	"	290	"	7,06
	"	346	"	300	"	7,14
	"	396	"	350	"	7,51
	"	446	"	400	"	7,88
	"	496	"	450	"	8,18
	"	546	"	500	"	8,37
	"	596	"	550	"	9,11
	"	646	"	600	"	9,26

Kablo Kelepçesi Cable Clamp



Excellent durability, quick and accurate installation is possible! / Mükemmel dayanıklılık, hızlı ve hatasız kurulum mümkün!
Marked product no on each part, for convenient check the specifications! / Her bir parçadaki ürün numarası işaretlidir, kolaylık için spesifikasyonlara bakınız.


Simplify the work of assembly & disassembly with sliding type of Clamp Support / Kayar kelepçe desteği ile montaj ve demontaj işi kolaylaşır.
Minimize damage of cable when it is tightened / Sıkıldığında kablunun hasar görmesini en aza indirir.
Improved reliability by using high strength steel / Yüksek mukavemetli çelik kullanarak geliştirilmiş güvenilirlik.

Benefits and Features of Cable Clamp

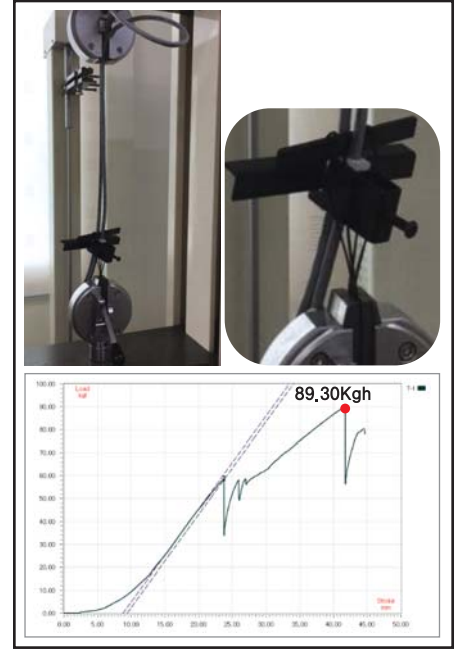
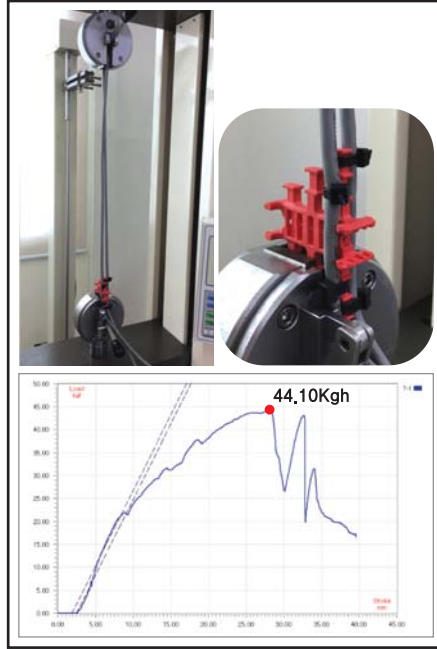
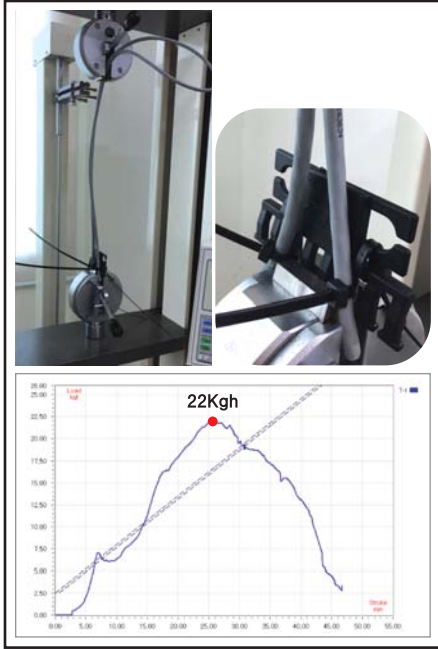
- Customized design makes possible to fix cable effectively
- Cable's life extension & Space saving effect
- Time reduction of assembly and installation
- Various composition; Single, Double, Triple & Multi type is available
- Performance certified by internal test at CPS

Kablo kelepçelerinin faydaları ve özellikleri

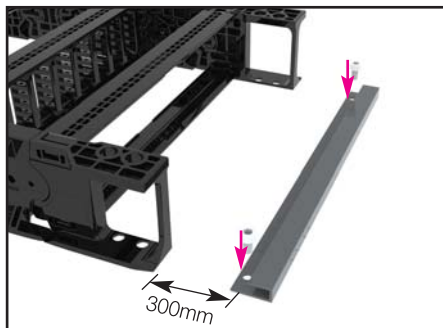
- Özel tasarım kabloyu etkin bir şekilde sabitlemeyi mümkün kılar
- Kablunun ömrünü uzatır ve yerden tasarruf sağlar
- Montaj ve kurulum süresini azaltır
- Tek, ikili, üçlü ve çoklu kombinasyonları vardır
- Performansı CPS tarafından yapılan testlerle sertifikalanmıştır



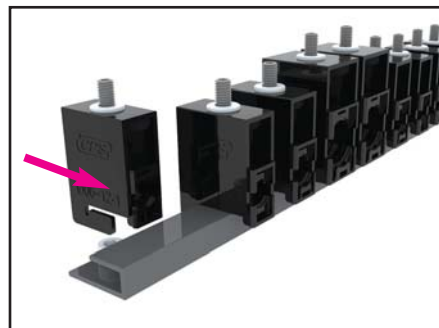
Test Sonuçları / Comparison of Test Report for Cable's Tensile Force




Installation of Cable Clamp




1 Locate cable clamp' support at right position and fix with M5 bolt



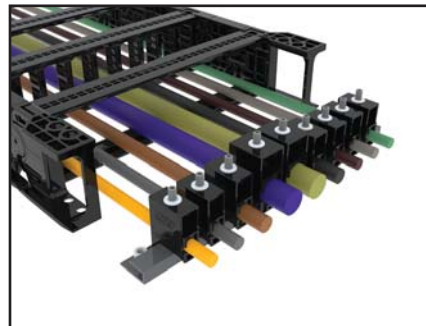
2 Insert clamp on the fixed Clamp Support



3 Insert cable through hole of housing

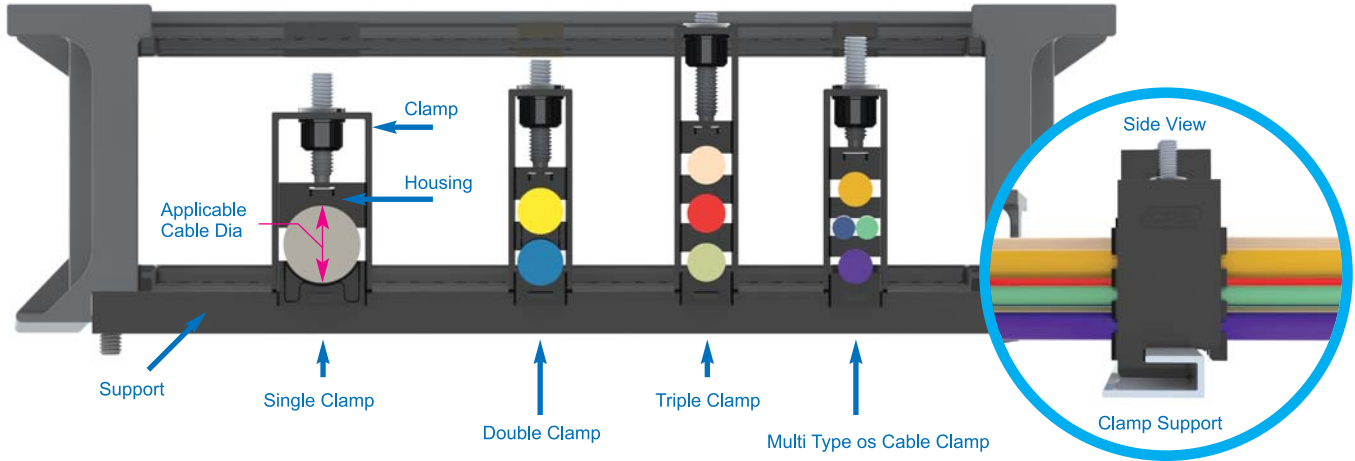


4 Fix cable by tightening bolts

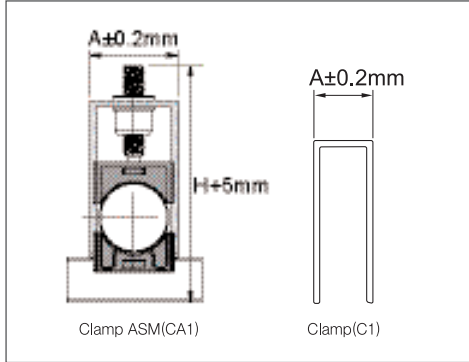


5 Completion!

Kablo Kelepçesi Cable Clamp



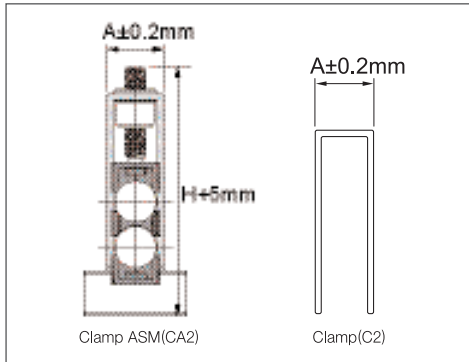
Tekli Kelepçe / Single Clamp Dimension



Part No		Range of Applicable cable (Ø)	A	H
ASM	Part			
CA1,0612	C1,0612	Ø06~12	16,5	49
CA1,1214	C1,1214	Ø12~14	17,5	51
CA1,1416	C1,1416	Ø14~16	20	53
CA1,1618	C1,1618	Ø16~18	22	55,5
CA1,1820	C1,1820	Ø18~20	24	57
CA1,2022	C1,2022	Ø20~22	26	59
CA1,2226	C1,2226	Ø22~26	30	63
CA1,2630	C1,2630	Ø26~30	34	67
CA1,3034	C1,3034	Ø30~34	38	71
CA1,3438	C1,3438	Ø34~38	42	75
CA1,3842	C1,3842	Ø38~42	46,5	80

Dimension:mm

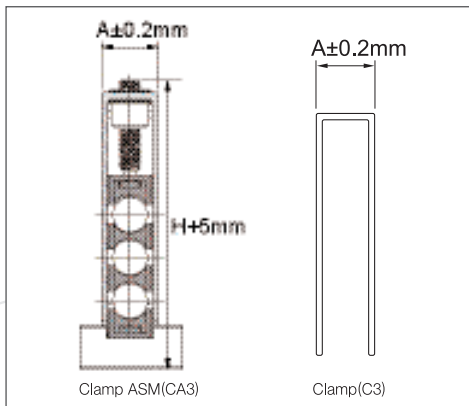
İkili Kelepçe / Double Clamp Dimension



Part No		Range of Applicable cable (Ø)	A	H
ASM	Part			
CA2,0612	C2,0612	Ø06~12	16,5	65
CA2,1214	C2,1214	Ø12~14	17,5	69
CA2,1416	C2,1416	Ø14~16	20	73
CA2,1618	C2,1618	Ø16~18	22	77
CA2,1820	C2,1820	Ø18~20	24	81
CA2,2022	C2,2022	Ø20~22	26	85
CA2,2226	C2,2226	Ø22~26	30	94,5
CA2,2630	C2,2630	Ø26~30	34	101
CA2,3034	C2,3034	Ø30~34	38	110

Dimension:mm


Üçlü Kelepçe / Triple Clamp Dimension



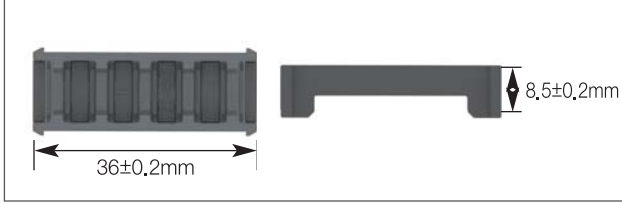
Part No		Range of Applicable cable (Ø)	A	H
ASM	Part			
CA3,0612	C3,0612	Ø06~12	16,5	80,5
CA3,1214	C3,1214	Ø12~14	17,5	87,5
CA3,1416	C3,1416	Ø14~16	20	94,5
CA3,1618	C3,1618	Ø16~18	22	100
CA3,1820	C3,1820	Ø18~20	24	105,5
CA3,2022	C3,2022	Ø20~22	26	111,5

Dimension:mm

Kablo Kelepçesi Cable Clamp

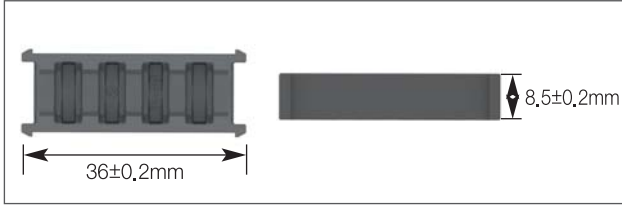


Tek üst / Alt gövde / Single upper / lower housing



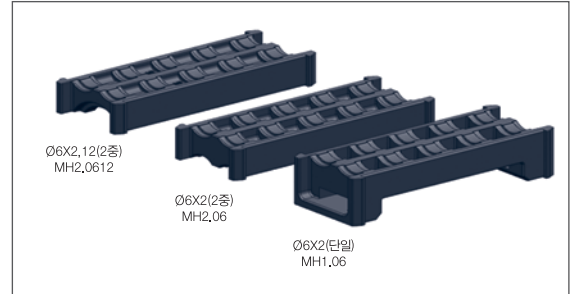
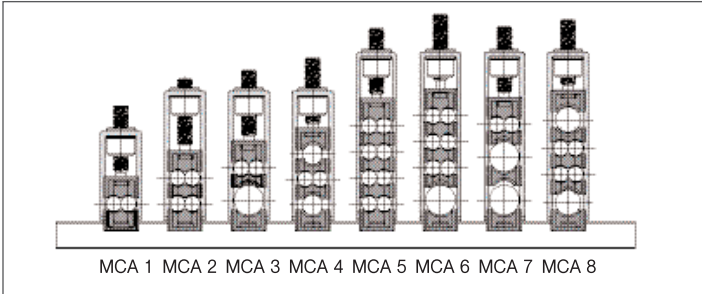
Range of Applicable cable(Ø)	Part No of Upper / Lower Housing	Part No of Middle Housing
Ø06~12	H,1,1	H,2,1
Ø12~14	H,1,2	H,2,2
Ø14~16	H,1,3	H,2,3
Ø16~18	H,1,4	H,2,4
Ø18~20	H,1,5	H,2,5
Ø20~22	H,1,6	H,2,6
Ø22~26	H,1,7	H,2,7
Ø26~30	H,1,8	H,2,8
Ø30~34	H,1,9	H,2,9
Ø34~38	H,1,10	-
Ø38~42	H,1,11	-

İkili, Üçlü Orta gövde / Double, Triple / Middle housing



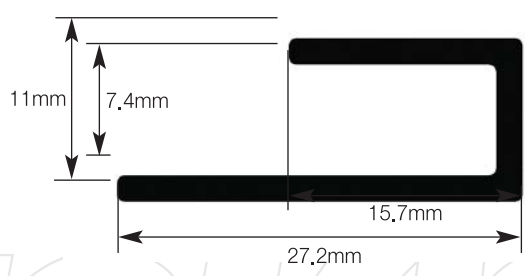

Part No of Multi Housing	Part No of Middle Housing
	MH1,06
	MH2,06
	MH2,0612

Çoklu Kablo Kelepçelerinin Birleşimi / Composition of Multi Type of Cable Clamp




Part No	Range of Applicable cable (Ø)	Upper / Lower Housing		Middle Housing		
		MH1,06 (Ø06X2)	H1,0612 (Ø06~12)	H2,0612 (Ø06~12)	MH2,0612	MH2,06
MCA1 (C1,0612)	06	27개	-	-	-	-
MCA2 (C2,0612)	06	27개	-	-	-	17개
MCA3 (C2,0612)	06, 12	17개	17개	-	17개	-
MCA4 (C2,0612)	06, 08	-	27개	-	27개	-
MCA5 (C3,0612)	06	27개	-	-	-	37개
MCA6 (C3,0612)	06, 12	17개	17개	-	17개	27개
MCA7 (C3,0612)	06, 12	17개	17개	17개	17개	-
MCA8 (C3,0612)	06, 12	-	17개	-	27개	17개

Kelepçe Rayı / Clamp Support




Part No	Length Clamp Support
CS650,250	250
CS650,350	350
CS650,450	450
CS650,550	550
CS650,650	650

Kablo Taşıma Kanalları Cable Chains




CPS




Steel Cable Chain

- ØK70
- ØK95
- ØK130
- ØK180
- ØK250

Ölçüler için irtibata geçiniz.



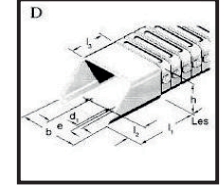
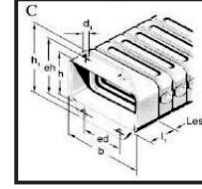
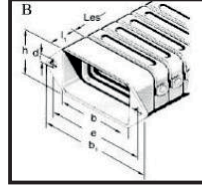
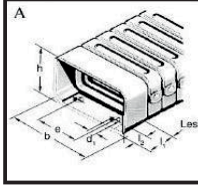
Kablo Taşıma Kanalları Cable Chains



Kod / Codes	Special taşıma kanalı / Special Chain Type	İç genişlik / Height inner / mm.	İç yükseklik / Height inner / mm.	Dış yükseklik / Height outer / mm.	Dış genişlik / Width outer / mm.	Bending radius / R	Desteksiz uzunluk / Length for non- supporting / mm.	Yük ağırlığı / Load Weight / kg.
SCC.25	Special taşıma kanalı	45	25	39	62	60	1,50	3,00
SCC-FEB25 / Type	Bağlantı takımı							
SCC.38	Special taşıma kanalı	73	38	53	91	100	2,00	4,00
SCC-FEB38 / Type	Bağlantı takımı							
SCC-45	Special taşıma kanalı	90	45	61	108	120	2,20	5,00
SCC-FEB45 / Type	Bağlantı takımı							
SCC-52	Special taşıma kanalı	102	52	70	122	140	2,50	8,00
SCC-FEB52 / Type	Bağlantı takımı							
SCC-60	Special taşıma kanalı	150	60	81	184	165	2,90	14,00
SCC-FEB60 / Type	Bağlantı takımı							
SCC-72	Special taşıma kanalı	162	72	93	186	185	3,00	20,00
SCC-FEB72 / Type	Bağlantı takımı							



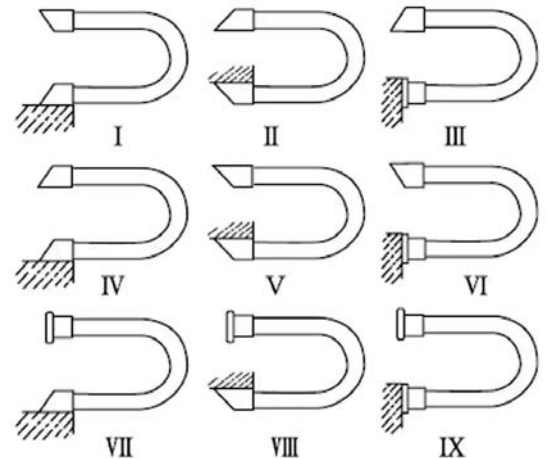
Bağlantı takımı/
End bracket
Kod / Codes



Kod	İç genişlik / mm	İç yükseklik / mm	Dış Genişlik / mm.	Dış yükseklik / mm.	Bending radius (mm.)
MBF22	22,0	25,0	27,5	36,7	60
MBF25	25,0	40,0	31,5	54,5	90
MBF35	35,0	60,0	40,1	64,4	100
MBF38	38,0	73,0	43,7	77,8	110
MBF40	40,0	80,0	45,4	84,7	120
MBF52	52,0	102,0	57,5	107,8	140
MBF60.0	60,0	120,0	67,5	127,7	180
MBF60.1	60,0	130,0	65,1	134,4	180
MBF72	72,0	162,0	78,4	168,2	210



Bağlantı Tipleri



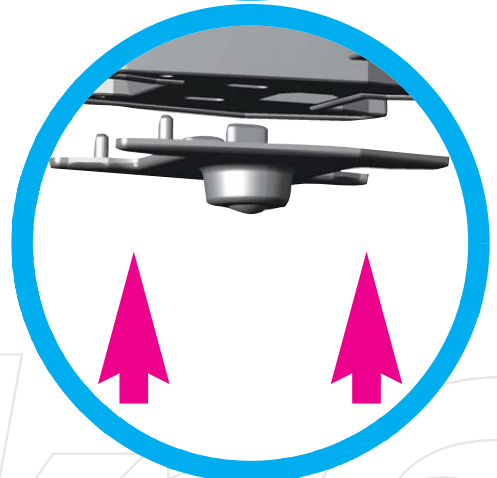
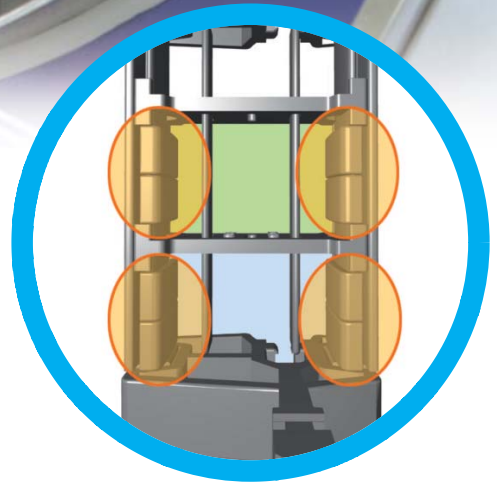
Kablo Taşıma Kanalları Cable Chains



Radiussuz / Döner Taşıma Kanalı Revolving Chain Free Banding Radius!

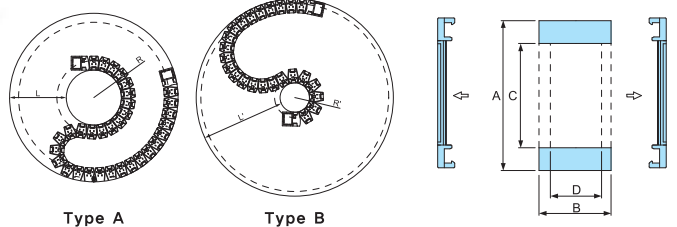

Radiussuz / Döner Taşıma Kanalı

- A. Otomatik kontrollü bükülme radiusu ve geri bükülme radiusu.
- B. Azami hareketlilikle bükülme radiusu
- C. Döner makina ya da robotlara uygulanabilir.
- D. Düşük toz ve düşük ses oluşumu
- E. Daha güvenli kablo koruma sistemi sayesinde üretim artırılır.



Revolving Chain Free Banding Radius!

- A. Automatically control the bending radius and reverse bending radius.
- B. Maximize the mobility of bending radius.
- C. Apply to the rotating Machine or Robot.
- D. Low dust and low noise realization.
- E. Improve the productivity by more secured cable protection system.

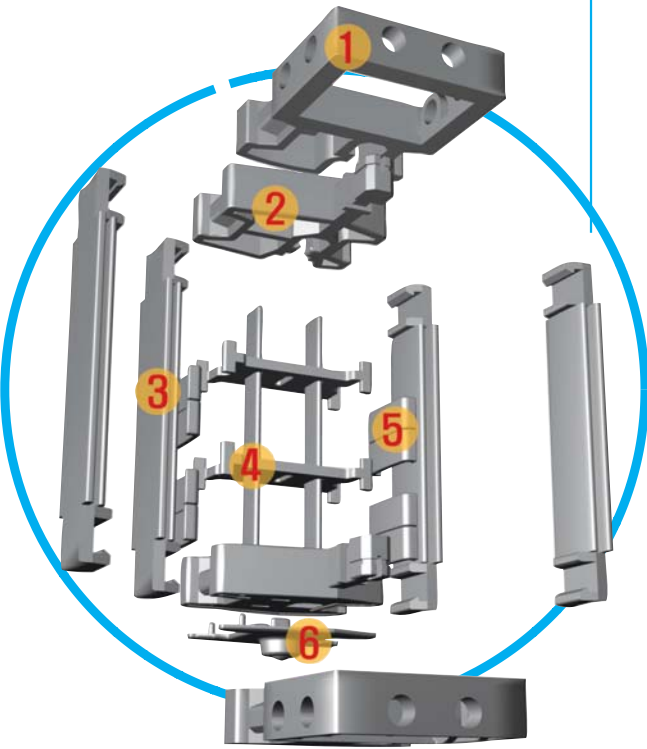


Ölçüler mm'dir. / Dimensions in mm

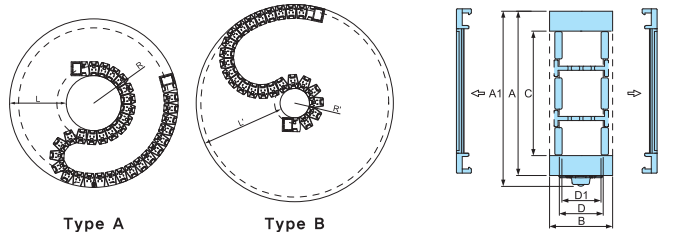
Tip / Type A	Minimum mesafe / Minimum distance (L)	130
	Min. geri bükülme / Minimum reverse bending (R)	40
Tip / Type B	Minimum mesafe / Minimum distance (L)	150
	Min. geri bükülme / Minimum reverse bending (R)	30

Kod / Codes	A (A1)	B	C	D (D1)
RV 020CR	30	28	16	22
RV 020CR	41	28	27	22
RV 020CR	51	28	37	22
RV 020CR	61	28	47	22
RV 020CR	81	28	67	22
RV 020CR	91	28	77	22

**Bağlantı takımı / End
bracket / Kod / Codes**
RV-EEB020CR / İç genişlik



- 1- Bağlantı Takımı
Easy Bracket
- 2- Yan Bacak
Side Band
- 3- Yan Çubuk
Frame
- 4- Ayırıcı & Seperatör
Divider & Separator
- 5- Durdurucu
Stopper
- 6- Top Bilgi
Ball Caster



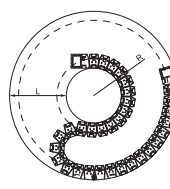
Ölçüler mm'dir. / Dimensions in mm

Tip / Type A	Minimum mesafe / Minimum distance (L)	170
	Min. geri bükülme / Minimum reverse bending (R)	70
Tip / Type B	Minimum mesafe / Minimum distance (L)	200
	Min. geri bükülme / Minimum reverse bending (R)	50

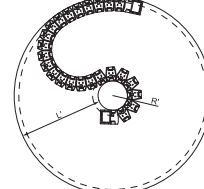
Kod / Codes	A (A1)	B	C	D (D1)
RV 028CR	59(65)	38	35	28(25)
RV 028CR	79(85)	38	55	28(25)
RV 028CR	99(105)	38	75	28(25)
RV 028CR	124(130)	38	100	28(25)
RV 028CR	149(155)	38	125	28(25)

**Bağlantı takımı / End
bracket / Kod / Codes**
RV-EEB028CR / İç genişlik

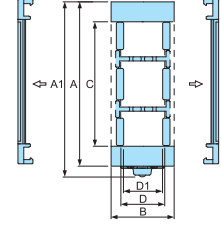
Kablo Taşıma Kanalları Cable Chains



Type A



Type B



Ölçüler mm'dir. / Dimensions in mm

Tip / Type A	Minimum mesafe / Minimum distance (L)	230
	Min. geri bükülme / Minimum reverse bending (R)	120
Tip / Type B	Minimum mesafe / Minimum distance (L)	340
	Min. geri bükülme / Minimum reverse bending (R)	70

Kod / Codes	A (A1)	B	C	D (D1)
RV 040CR	78 (86)	52	50	40(37)
RV 040CR	103 (111)	52	75	40(37)
RV 040CR	128 (136)	52	100	40(37)
RV 040CR	138 (146)	52	110	40(37)
RV 040CR	153 (161)	52	125	40(37)
RV 040CR	178 (186)	52	150	40(37)
RV 040CR	203 (211)	52	175	40(37)
RV 040CR	228 (236)	52	200	40(37)

Bağlantı takımı / End bracket / Kod / Codes

RV-EEB040CR / İç genişlik

Ölçüler mm'dir. / Dimensions in mm

Tip / Type A	Minimum mesafe / Minimum distance (L)	300
	Min. geri bükülme / Minimum reverse bending (R)	160
Tip / Type B	Minimum mesafe / Minimum distance (L)	450
	Min. geri bükülme / Minimum reverse bending (R)	90

Kod / Codes	A (A1)	B	C	D (D1)
RV 048CR	78(86)	65	50	53(50)
RV 048CR	103(111)	65	75	53(50)
RV 048CR	128(136)	65	100	53(50)
RV 048CR	153(161)	65	125	53(50)
RV 048CR	178(186)	65	150	53(50)
RV 048CR	203(211)	65	175	53(50)
RV 048CR	228(236)	65	200	53(50)

Bağlantı takımı / End bracket / Kod / Codes

RV-EEB048CR / İç genişlik

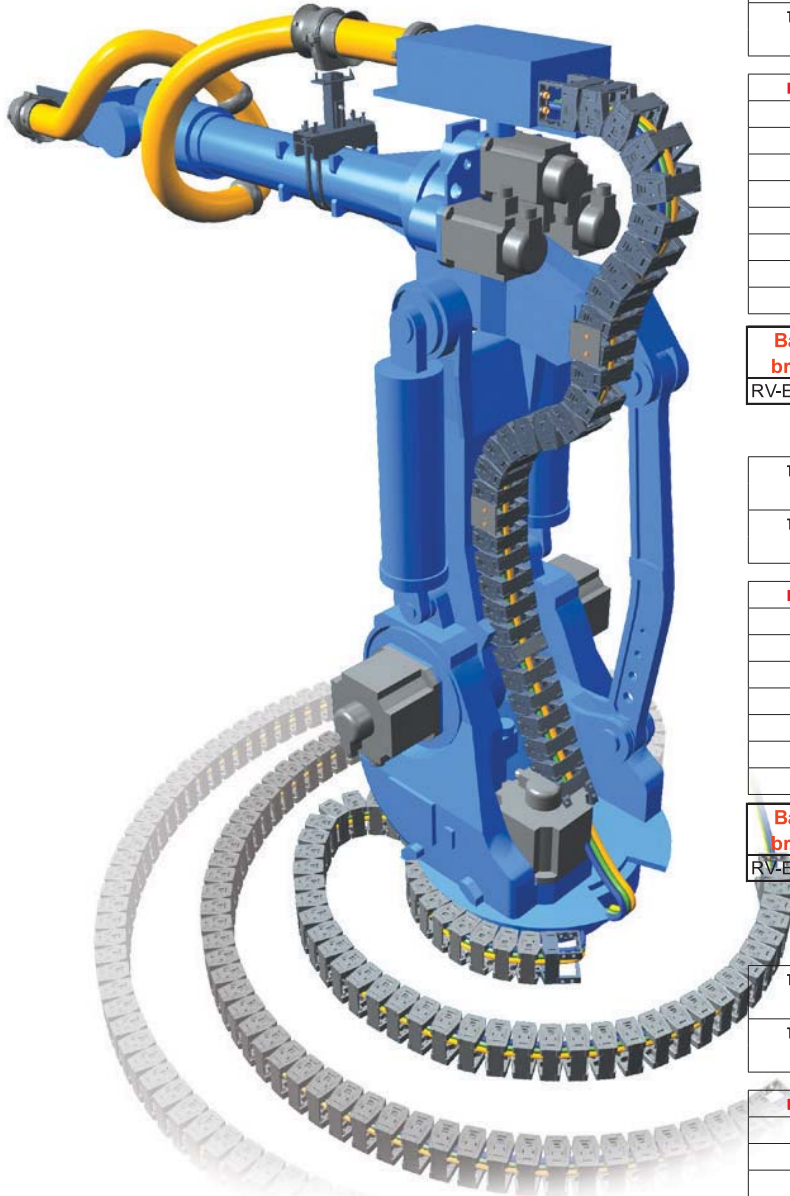
Ölçüler mm'dir. / Dimensions in mm

Tip / Type A	Minimum mesafe / Minimum distance (L)	390
	Min. geri bükülme / Minimum reverse bending (R)	200
Tip / Type B	Minimum mesafe / Minimum distance (L)	560
	Min. geri bükülme / Minimum reverse bending (R)	120



Kod / Codes	A (A1)	B	C	D (D1)
RV 060CR	90(97)	82	50	62(58.4)
RV 060CR	115(122)	82	75	62(58.4)
RV 060CR	140(147)	82	100	62(58.4)
RV 060CR	165(172)	82	125	62(58.4)
RV 060CR	190(197)	82	150	62(58.4)
RV 060CR	215(222)	82	175	62(58.4)
RV 060CR	240(247)	82	200	62(58.4)
RV 060CR	290(297)	82	250	62(58.4)
RV 060CR	340(347)	82	300	62(58.4)

Bağlantı takımı / End bracket / Kod / Codes

RV-EEB060CR / İç genişlik



Uygulama Örnekleri / *Application Examples*



Robo-Kit Robot Kablo Koruma Sistemi Robo-Kit Cable Protection System For Robot

CPS

Robo-Kit robotlar için kablo koruma sistemleridir. "ROBO-KIT" adıyla CPS ilk kez yeni kablo koruma sistemi geliştirmiştir. Robotik uygulamalarda kullanılmaktadır ve kabloları bükülmeye kopmaya ya da hasara karşı korur. İlave olarak ROBO-KIT'lerin hareketleri esnasında kabloların birbirine sürtünmesini ve birbirlerine müdahalesini minimize eder. Kabloların ömrünü uzatır ve kabloların rahatça hareket etmesini sağlar.

For the first time in Korea, CPS developed new cable protection system, "ROBO-KIT" which is used in the robotic application and prevents the cables from twisting, damaging or breaking. In addition, as Robo-kit leads the movement of cables, it minimizes the friction and interference at the same time. It makes both lifespan of cable prolonged and robot move freely.

KABLO KORUMA SİSTEMLERİ

CABLE PROTECTION SYSTEMS FOR ROBOT

ROBO-KIT®

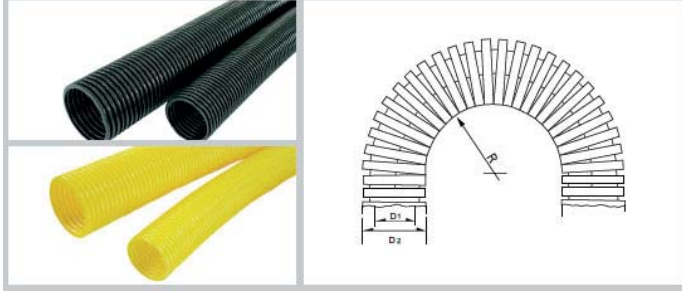




Robo-Kit Aksesuarlar Robo-Kit Accessories

CPSFLEX® -PAM, PAR detaylı ölçüler

Esnek tüp PAM, yüksek kaliteli malzeme kullanır (Poliamid 12) ve özellikle esneklik gerektiren, robota özgü bir tüptür. PAR, IP68'i (su geçirmez sınıf) karşılar ve kesme süresi istenildiği kadar kısaltılabilir.



- Malzeme : Yüksek kaliteli poliamid 11/12 (PAM)
: Yüksek kaliteli poliamid 12 (PAR)
- Yapı : İç ve dış dereceli plastik hortumlar
- Koruma sınıfı : IP 68
- Anlık maksimum sıcaklık : -50 ° C ila + 95 ° C
- Kısa Vadeli : + 150 ° C'ye kadar
- Kendi kendine sönen : UL94-V2, Halojen Free
- Renk : Siyah, sarı
- Monte edilebilecek ürünler : Roboway, Robo-kit, CPSFIX
- uygulama : Robotlar (Kaynak ve Taşıma Robotları, Dönen Makineler)



Black / Siyah	Yellow / Sarı	Inner Diameter (D1) / İç Çap	Outer Diameter (D2) / Dış Çap	Bending Radius(R) mm 10%	Packing / Paket meter / roll
PAM / PAR-22B	PAM / PAR-22Y	21.7	28.5	45.0	50
PAM / PAR-28B	PAM / PAR-28Y	27.8	34.5	55.0	50
PAM / PAR-36B	PAM / PAR-36Y	36.0	42.5	60.0	30
PAM / PAR-48B	PAM / PAR-48Y	46.5	54.5	70.0	30
PAM / PAR-56B	PAM / PAR-56Y	56.3	67.2	110.0	30
PAM / PAR-70B	PAM / PAR-70Y	70.0	82.5	160.0	10
PAM / PAR-95B	PAM / PAR-95Y	91.5	106.0	210.0	10

Item	Roboway, ROBO-KIT
Application	Welding Robot, Handling Robot
Tube Temperature	-50°C ~ +95°C
Color of Tube	Yellow, Black
Certificate	CE, ATEX(Ex)



● RW (1set)



● PAM (4~5m)



● Cable, Hose (5-10m)



● RKTP (4pcs)



● RKS (1pc)



● RKC (2pcs)



● RKSC (2pcs)



● RKC (1pc)



● VCG (2pcs)




● RKTC (2pcs)



● DISTRIBUTOR(1pc)



● COLUMN SUPPORT: RCS(1pc)



● MAIN BRACKET: RMB(1pc)



● SUB BRACKET: RSB(1pc)

Product characteristic #2

Robo-Kit Robot Kablo Koruma Sistemi

Robo-Kit Cable Protection System For Robot



RKS + RKSC + VCG + RKC
RKS: Boru Küresel Mafsal
RKSC: Gerilim Giderici Ek
VCG: Kablo Son İşlemi
RKC: Boru Kelepçeleri
Ölçü: 48, 56, 70, 95



RKTC

Robot tüpü kesik veya gerilmiş durum gibi hasar görmüşse, hasarlı alanı kaplayabileceği için toplam tüpü RKTC kullanarak değiştirmenize gerek yoktur.



RKTC + RKR + RKC
RKTC: Video Klip
Ölçü: 48, 56, 70, 95



RKTP

RKTP: Aşınma Koruma Konnektörü
Ölçü: 48, 56, 70, 95



RKR - Döner Konnektör
RKR, RKC ile kombinasyon halinde, robot kol hareketiyle dönebildiği için borunun gerginliğini ve yorgunluğunu serbest bırakmaktadır.



RKS - Boru Küresel Mafsal

RKS, borunun esnekliğini güçlendirmek ve robotun çalışmasıyla yüklenen borunun gerilimini serbest bırakmak için boru bilyeli mafsaldır.



RKSC - Gerilim Giderici Ek
RKSC'nin 22 ~ 36'sı: VCG'yi sıkıştırır.
RKSC'nin 48 ~ 70'i: Tüpü ve RKS'yi sıkıştırır.



VCG - Kablo Son İşlemi

VCG, borunun uç konumundaki robot kablolar hortumları için kelepçedir.



RKC - Boru Kelepçeleri
RKC, robot çalışırken borunun hareketini tutmak için RKS + RKRC veya RKD + RKRC ile kombinasyon halindeki boru kelepçesidir.




RKTP - Aşınmaya Karşı Koruma Konnektörü

RKTP güçlendirilmiş poliamid 6'dan yapılmıştır. Robot koluna tüp çarptığında tüpün aşınmasını ve hasarını korumak içindir.

Robo-Kit Robot Kablo Koruma Sistemi

Robo-Kit Cable Protection System For Robot



Ölçüler/mm					
Ürünler / Product	Spiral/tube	Genişlik/mm	Yükseklik/mm	Uzunluk/mm	Dış Çap/mm
RKTP	48	30.0	80.0	-	80.0
	56	40.0	93.2	-	93.2
	70	40.0	108.0	-	108.0
	95	45.0	131.5	-	131.5
RKTC	48	50.0	78.0	-	78.0
	56	60.0	90.2	-	90.2
	70	60.0	105.0	-	105.0
	95	65.0	128.5	-	128.5
RKC	48	49.5	105.0	128.2	98.0
	56	40.0	138.1	150.1	116.2
	70	40.0	145.5	164.9	131.0
	95	50.0	169.3	190.9	154.5
RKS	48	89.0	92.3	92.3	92.3
	56	102.0	105.3	105.3	105.3
	70	102.0	120.1	120.1	120.1
	95	120.0	144.2	144.2	144.2
RKSC	48	22.0	67.5	-	67.5
	56	26.0	81.2	-	81.2
	70	26.0	96.0	-	96.0
	95	35.0	119.5	-	119.5
RKR	48	98.0	42.0	-	98.0
	56	98.0	42.0	-	98.0
	70	98.0	42.0	-	98.0
	95	120.0	37.0	-	120.0
VCG	48	24.0	62.5	-	62.5
	56	34.0	75.8	-	75.8
	70	34.0	90.0	-	90.0
	95	43.0	113.5	-	113.5

Hidrolik Hortum Koruyucuları Hydraulic Hose Protection



SAFEPLAST

Safeplast OY ISO 9001:2008 kalite ve ISO 14001:2004 çevre yönetim sertifikalarına sahiptir.

SAFE SPİRAL'lerin özellikleri;

UV (Güneş ışınlarına karşı) dayanımlıdır.
- 50 C ile + 100 C sıcaklığa dayanımlıdır.
Asit, yağ ve solvente karşı dayanıklıdır.
Antistatik özelliği sahiptir.
Esnektir.

SAFEPLAST

Safeplast Oy is certificated according ISO 9001:2008 quality and ISO 14001:2004 environmental management certificates.

Safe Spirals have these features:

Resistant to UV.
Temperature range from -50C to +100C.
Resistant to Acids, Oils and Solvents.
Antistatic
Flexible

SAFE SPİRAL

Malzeme : Yüksek yoğunlukta Polyethlene
Renk : Siyah ve Sarı

SAFE SPİRAL

Material : High density Polyethylene
Color : Black and Yellow

Dış Çap (mm)	İç Çap (mm)	Ortalama Ağırlık (kg/m)	Et Kalınlığı (mm)	Adım (mm)	Delik Çapı (mm)	Ön Görülen Kullanma Aralığı (mm)
Nominal outer Ø	Nominal inner Ø	Weight average kg /m	Wall W mm	Pitch P mm	Hole diameter Z mm	Recommended usage range Hose diameter mm
12mm	9.6mm	0.04	1.2	10		9 – 13
16mm	13.4mm	0.06	1.3	12		13 – 18
20mm	16.0mm	0.09	2.0	20		16 – 22
25mm	20.6mm	0.15	2.2	21		20 – 27
32mm	27.0mm	0.19	2.5	22		27 – 36
40mm	34.6mm	0.30	2.7	24		34 – 44
50mm	43.2mm	0.40	3.4	30		43 – 55
63mm	55.6mm	0.65	3.7	37		55 – 67
75mm	66.2mm	0.73	4.4	42	10	66 – 80
90mm	80.2mm	1.20	4.9	45	10	80 – 98
110mm	99.0mm	1.76	5.5	50	10	99 – 115
125mm	113.2mm	2.05	5.9	52	10	113 - 130
140mm	127.0mm	2.50	6.5	55	10	125 – 155

Hidrolik Hortum Koruyucuları Hydraulic Hose Protection

SAFE-SPİRAL ASTA

İki renklidir, iç yüzey yeşil olup dış yüzey siyahtır. Antistatik özelliği vardır. Yeraltı madenleri ve diğer özel çevreler için tasarlanmıştır. PN-EN 13463-1 uygundur. ATEX'in potansiyel patlayıcı atmosferi için elektriksiz ekipman standartlarına uygundur.

Malzeme: HD Polyetilen +iletken termoplastik bileşik

SAFE-SPİRAL ASTA

Has two colors, green interior and black exterior. Antistatic

Designed for underground mines and other special environments.

Conformity with PN EN 13463-1 ATEX matching standard for Non-Electrical equipment for potentially explosive atmospheres.

Material: HD polyethylene + conductive thermoplastic compound.

Dış Çap (mm)	İç Çap (mm)	Ortalama Ağırlık (kg/m)	Et Kalınlığı (mm)	Adım (mm)	Ön Görülen Kullanma Aralığı (mm)	Kutu Ölçüsü (m)
Nominal outer Ø	Nominal inner Ø	Weight average kg /m	Wall mm	Pitch mm	Recommended range Hose diameter mm	Roll length
20mm	16.0mm	0.11	2.0	20	16 - 22	25m
25mm	20.6mm	0.17	2.2	21	20 - 27	25m
32mm	27.0mm	0.23	2.5	22	27 - 36	25m
40mm	34.6mm	0.29	2.7	24	34 - 44	25m
50mm	43.2mm	0.41	3.4	30	43 - 55	25m
63mm	55.6mm	0.70	3.7	27	55 - 67	25m
75mm	66.2mm	0.88	4.4	42	66 - 80	20m
90mm	80.2mm	1.20	4.9	45	80 - 98	20m
110mm	99.0mm	1.61	5.5	50	99 - 115	15m

SAFE-SPİRAL MINE

Hidrolik hortumların dış etkenlere karşı korunması için dizayn edilmiştir. Özellikle maden makinaları ve madenler için dizayn edilmiştir.

Bu ürün, maden güvenliği ve sağlığı yönetmeliğine uygundur. (MSHA IC-271) UL-94 standartlarına göre yanıcılık testinden geçmiştir. V0 dir.

Malzeme: Polyethylene. Alev direnci (tutuşma yanma) özelliği artırılmıştır.

SAFE-SPİRAL MINE

Designed to be used as protector of hydraulic hoses against abrasion environments. Especially designed for mining machinery and mines.

This product is accepted as Flame-Resistant solid product taken into mines with acceptance no. MSHA IC-271

Flammability of Safe Spiral Mine is tested according to UL-94 standards.

Material: This product is produced from HD polyethylene. Flame resistivity has been improved.



Dış Çap (mm)	İç Çap (mm)	Ortalama Ağırlık (kg/m)	Et Kalınlığı (mm)	Adım (mm)	Ön Görülen Kullanma Aralığı (mm)	Kutu Ölçüsü (m)
Nominal outer Ø	Nominal inner Ø	Weight average kg /m	Wall mm	Pitch mm	Recommended range Hose diameter mm	Roll length
16mm	13.4mm	0.06	1.3	12	13 - 18	25m
20mm	16.0mm	0.12	2.0	20	16 - 22	25m
25mm	20.6mm	0.17	2.2	21	20 - 27	25m
32mm	27.0mm	0.22	2.5	22	27 - 36	25m
40mm	34.6mm	0.32	2.7	24	34 - 44	25m
50mm	43.2mm	0.55	3.4	30	43 - 55	25m
63mm	55.6mm	0.72	3.7	27	55 - 67	25m
75mm	66.2mm	0.90	4.4	42	66 - 80	20m
90mm	80.2mm	1.09	4.9	45	80 - 98	20m
110mm	99.0mm	1.60	5.5	50	99 - 115	15m

Hidrolik Hortum Koruyucuları

Hydraulic Hose Protection

SAFEPLAST OY



BASINÇ ÇORABI

SAFE-SLEEVE MSHA

MSHA onaylı safe sleeve kumaş hortum koruyucusudur ve geri dönüşümlü polyesterden üretilmiştir. Kolay monte edilir ve aşınma direncine sahiptir. Hortum korumaya ilave olarak safe-sleeve MSHA patlayan hortumların basıncından insanları korur. EN ISO 3457 ve EN 12999 kalite standartlarına uygundur. -40 C ile + 120 C sıcaklık dayanımlıdır. UV (Güneş ışınlarına) dayanımlıdır. Düşük elektrik iletkenliğine sahiptir.

SAFE-SLEEVE MSHA

MSHA approved Safe Sleeve is a textile hose protector which is produced from recyclable polyester. It is easy to install and its abrasion resistance is excellent. In addition to hose protection, Safe-Sleeve MSHA protects people nearby from bursting hoses. Meets the requirements of standards EN ISO 3457 Temperature range from -40C to +120C UV-Protected Low conductivity of electricity

ÜRÜN KODU	İÇ ÇAP / DÜZ
SAFE -SLEEVE MSHA Product code	Inner diameter / flat (mm) tolerance +/- 0.5mm
MSHA -RD17M	17 / 30
MSHA -RD23M	23 / 40
MSHA -RD27M	27 / 45
MSHA -RD30M	30 / 50
MSHA -RD36M	36 / 60
MSHA -RD39M	39 / 65
MSHA -RD46M	46 / 75
MSHA -RD55M	55 / 90
MSHA -RD62M	62 / 100
MSHA -RD78M	78 / 125
MSHA -RD109M	109 / 175
MSHA -RD125M	125 / 200



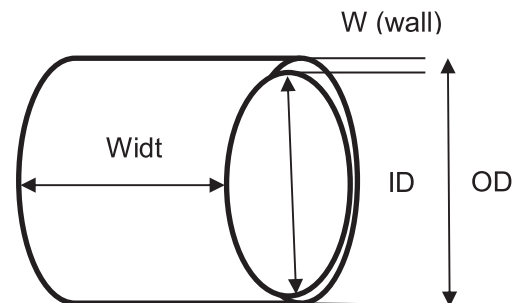
Aluminium Orings (OD / ID):

ALUHO 20 / 17 mm
ALUHO 25 / 22 mm
ALUHO 30 / 27 mm
ALUHO 35 / 32 mm
ALUHO 40 / 36 mm
ALUHO 45 / 39 mm
ALUHO 50 / 46 mm

ALUMINIUM FERRULES

Material: Aluminium alloy of EN AW-6060 T6 – EN AW-6005A T6 / EN AW-6082 T6 (EN 573-3, 755-1, 755-2, 755-8)

Safeplast article no.	OD mm	ID mm	W mm	Width mm
ALUHO 20	20	17	1.5	27
ALUHO 25	25	22	1.5	27
ALUHO 30	30	27	1.5	27
ALUHO 35	35	32	1.5	27
ALUHO 40	40	36	2.0	27
ALUHO 45	45	39	3.0	30
ALUHO 50	50	46	2.0	27



Hidrolik Hortum Koruyucuları

Hydraulic Hose Protection

BASINÇ ÇORABI (CIRTLI)

SAFE-WRAP

Safe-Wrap %100 polyamid'den PU kaplama ile velcro bağlantı elemanları kullanılarak üretilmiştir.
Çok kolay ve hızlı montaj yapılabilir.
Safe-Wrap gerilme mukavemeti mükemmeldir.
(EN ISO 13934-1)
Kumaş su geçirmezliği % 100 dür (EN 24920)
ISO 3457 standartlarına uygundur.
Sıcaklık dayanımı – 20 C ile +120 C.
Standart mevcut iç ölçüler 40mm-60mm-80mm-100mm ve 120 mm dir.

SAFE WRAP

*Safe-Wrap is produced from 100% polyamide with PU Coating and Velcro brand fasteners.
It is very easy and fast to install
Safe-Wrap tensile strength is excellent (EN ISO 13934)
Water repellence of the fabric is 100% (EN 24920)
Fulfills the demands of standard ISO 3457
Temperature range from -20C to +120C
Standart inside diameters available 40mm-60mm-80mm-100mm and 120 mm*



Safe Kemer Standart

Safe -Strip, standard

Ürün Kodu / Product Code	Uzunluk / Length	Maks. Uzunluk / Max Length
ST -RD 70	310mm	70mm
ST -RD 100	435mm	100mm
ST -RD 125	505mm	125mm
ST -RD 155	605mm	155mm
ST -RD 180	680mm	180mm

Safe Kemer (Sabitlemeli)

Safe -Strip with mounting eyelet

Ürün Kodu / Product Code	Uzunluk / Length	Maks. Uzunluk / Max Length
ST -RD R 70	340mm	70mm
ST -RD R 100	455mm	100mm
ST -RD R 125	540mm	125mm
ST -RD R 155	660mm	155mm
ST -RDR 180	765mm	180mm

Safe Kemer (Tokalı)

Safe Strip with buckle

Ürün Kodu / Product Code	Uzunluk / Length
ST -FLL5 0	500mm
ST -FLL 100	1000mm
ST -FLL 15 0	1500 mm

SAFE-STRIP X 3

Safe kemerler çoklu hortumları toplamak için kullanılır. 3 farklı tip kemer mevcuttur. Kemerler, montaj delikli yada deliksiz olarak polypropylene'den üretilmiştir. Kemerlerdeki kuvvet ortalaması 1500 N dur. Tokası paslanmaz çeliktir. Geniřlięi 25 mm ve 40 mm dir.

SAFE-STRIP X3

*Safe-Strips are used for strapping multi-hose bundles.
There are three different types of Safe-Strips
Safe-Strips with or without mounting eyelets are produced from polypropylene
Maximum force of Safe-Strip is average of 1500N
The buckle is stainless steel
Width of the bands are 25 mm and 40 mm*



Ürün Kodu / Product code	Uzunluk	Geniřlik	Kalınlık
UR09250	250 mm	9 mm	1,4 mm
UR20400	400 mm	20 mm	1,8 mm
UR20600	600 mm	20 mm	1,8 mm
UR20800	800 mm	20 mm	1,8 mm
UR23850A	850 mm	23 mm	2,5 mm

Hidrolik Hortum Koruyucuları

Hydraulic Hose Protection

SAFEPLAST OY

Emniyet Kemerleri

Safe-Stopper ürünü, hortumlar çıkarken veya koptuğunda ortaya çıkan kamçı vuruşu (whiplash) etkisini azaltmak için tasarlanmıştır. Hortum kısıtlayıcısı, hortum yakınında çalışan kişilerin zarar görmesini engeller. Kullanılan tekstil malzeme hafif ve yumuşaktır. Özel alet gerektirmeyen kurulumu (veya takılması) kolay ve hızlıdır. Bir ebat birçok hortum için kullanılabilir. İki modeli vardır: 1) Cıvata sabitlemeli SA-STBF ve 2) Çift döngülü SA-STDL.

SAFE-STOPPER Safe-Stopper is a product meant to stop Whip Lash -effect when a hose gets detached. This hose restraint keeps the hose from harming the person working in proximity of the hose. Textile material is gentle the hoses, because it is light and soft. The assembly is easy and quick and does not require any tools. Also, one size can be used for most hoses. There are two models available: 1) Bolt fix "SA-STBF" 2) Double loop "SA-STDL"

1) Bolt fix "SA-STBF" (cıvata sabitlemeli)


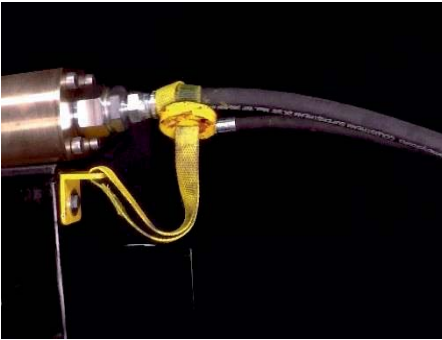


2) Double loop "SA-STDL" (çift sabitlemeli)



"Safe-Stopper" can be used for all low-pressure hydraulic hoses up to 500 bar. It should be replaced at the time of changing the hose. *

Safe-Stopper, 500 Bar gibi düşük basınçta çalışan tüm hortumlarda kullanılabilir. Hortum değiştirildiğinde Safe-Stopper'ın da değişmesi gerekmektedir.



*Product is painted yellow for visibility in the photos.

Material: polyester, black

Width: 20 mm

Thickness: 1.8 mm

Tightening piece: neoprene 60 sha, thickness 10 mm (± 0.8 mm)

Bolt: surface treated steel, welded, for bolt size M6

Malzeme: Siyah polyester

Genişlik: 20 mm

Kalınlık: 1.8 mm

Sıkma parçası: Neoprene 60 sha, kalınlık 10 mm (± 0.8 mm)

Cıvata: Yüzey işlemleri çelik, kaynaklı, cıvata ebatı M6

Hidrolik Hortum Koruyucuları Hydraulic Hose Protection

ATEŞE DAYANIMLI HORTUM KORUYUCUSU SAFE-FIRE SLEEVE

Safe-fire sleeve'ler yüksek sıcaklığa dayanımlıdır. Yüksek yoğunluklu glass fiberden üretilmiştir. Erimiş metal sıçramalarından, yüksek ısı tehlikesinden ve ateşli patlamalardan korumak için dizayn edilmiştir.

Sıcaklık dayanımı:

260 °C sürekli
1000 °C 20 dk.
1600 °C 30 sn.

SAFE-FIRE Sleeve

Safe-Fire Sleeve is high-temperature resistant sleeve Produced from high bulk braided glass fiber

Designed to protect from molten metal splash, high heat hazards and occasional exposures.

Heat resistance:

Temperatures:

260 °C Continuous
1000 °C 20 min.
1600 °C 30 sec.

Ürün Kodu	İç Çap	TANIM	Kutu Ölçüsü (m)
Safplast Code	(ID)	DESCRIPTION	m / roll
SF S -RD 08	Ø 08	SAFE -FIRE SLEEVE, RED ID 08mm	20,00
SF S -RD 10	Ø 10	SAFE -FIRE SLEEVE, RED ID 10 mm	20,00
SF S -RD 15	Ø 15	SAFE -FIRE SLEEVE, RED ID 15 mm	20,00
SF S -RD 20	Ø 20	SAFE -FIRE SLEEVE, RED ID 20mm	20,00
SF S -RD 25	Ø 25	SAFE -FIRE SLEEVE, RED ID 25mm	20,00
SF S -RD 30	Ø 30	SAFE -FIRE SLEEVE, RED ID 30mm	20,00
SF S -RD 35	Ø 35	SAFE -FIRE SLEEVE, RED ID 35mm	20,00
SF S -RD 40	Ø 40	SAFE -FIRE SLEEVE, RED ID 40mm	20,00
SF S -RD 45	Ø 45	SAFE -FIRE SLEEVE, RED ID 45mm	15,00
SF S -RD 50	Ø 50	SAFE -FIRE SLEEVE, RED ID 50mm	15,00
SF S -RD 55	Ø 55	SAFE -FIRE SLEEVE, RED ID 55mm	15,00
SF S -RD 60	Ø 60	SAFE -FIRE SLEEVE, RED ID 60mm	15,00
SF S -RD 65	Ø 65	SAFE -FIRE SLEEVE, RED ID 65mm	15,00
SF S -RD 70	Ø 70	SAFE -FIRE SLEEVE, RED ID 70mm	15,00
SF S -RD 75	Ø 75	SAFE -FIRE SLEEVE, RED ID 75mm	15,00
SF S -RD 80	Ø 80	SAFE -FIRE SLEEVE, RED ID 80mm	15,00
SF S -RD 85	Ø 85	SAFE -FIRE SLEEVE, RED ID 85 mm	15,00
SF S -RD 90	Ø 90	SAFE -FIRE SLEEVE, RED ID 90mm	15,00
SF S -RD 95	Ø 95	SAFE -FIRE SLEEVE, RED ID 95 mm	15,00
SF S -RD 100	Ø 100	SAFE -FIRE SLEEVE, RED ID 100mm	15,00

Safe-Fire tape (art. no SFS-TE3) is made of 100 % silicone rubber with heat resistance +260° C in continuous exposure. It is meant to seal the ends of fire sleeve and is available in

Sıcaklık dayanımı 260 C olup %100 Silikon Kauçuktan yapılmıştır.

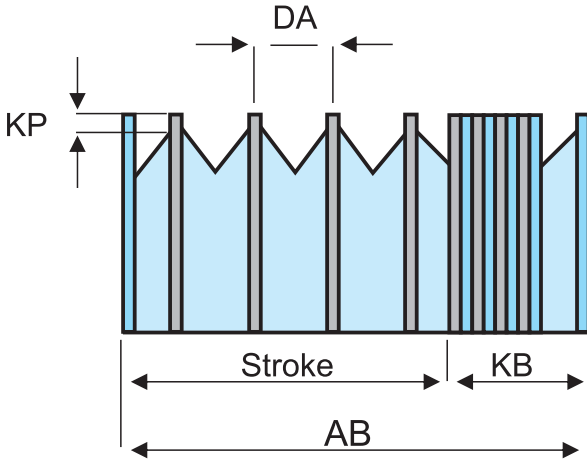
Ürün	Genişlik/mm	Kalınlık/mm	Uzunluk/m
Band 25	25	0,7	20
Band 50	50	0,7	20
Band 100	100	0,7	20

Sanayi Körükleri Industrial Bellows

teknik16
Industrial Bellows
Sanayi Körükleri

Firmamız Teknik16, **teknik16** markası ile sanayi körükleri üretmektedir. Malzemeleri Avrupa'dan konusunda uzman firmalardan alıp, dizaynını ve üretimini kendi atölyemizde yapıp piyasaya sunmaktayız. Bu ürünler, kızakları ve milleri değişik dış etkenlerden (yağ, su, toz, ısı, talaş, çapak vb.) korumak için kullanılır. Ayrıca, iş güvenliği anlamında da istenilen her türlü bölgeyi izole edebilmekteyiz.

Teknik 16 produces industrial bellows with the brand name of **teknik16**. We design and produce our bellows in our own facilities, using imported materials from European companies. Our bellows are used for protection of sliding guides and shafts from outer circumstances like oil, water, dust, heat, etc. They are also used as isolation for safety reasons.



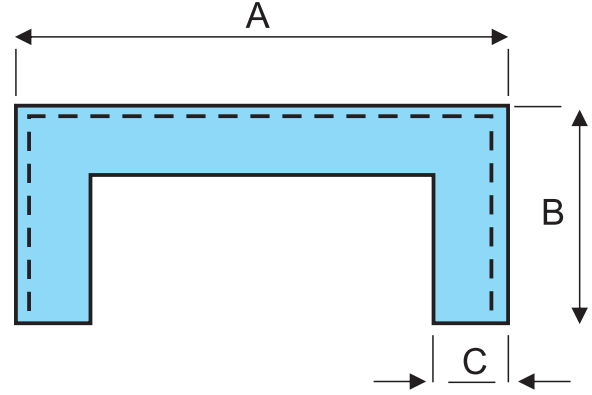
AB: Açık Boy / Open Length
KB: Kapalı Boy / Closed Length
A: Dış genişlik / Outside Width
B: Dış yükseklik / Outside Height B : Dilim genişliği / Fold width
C: Dilim Genişliği / Fold Width
DA: Dilim açılımı / Opening of one fold
KP: Kaynak payı

Kızak Körük siparişi verilirken aşağıdaki bilgiler ışığında sizlere yardımcı olunacaktır;

For linear bellows orders, information listed below is needed:

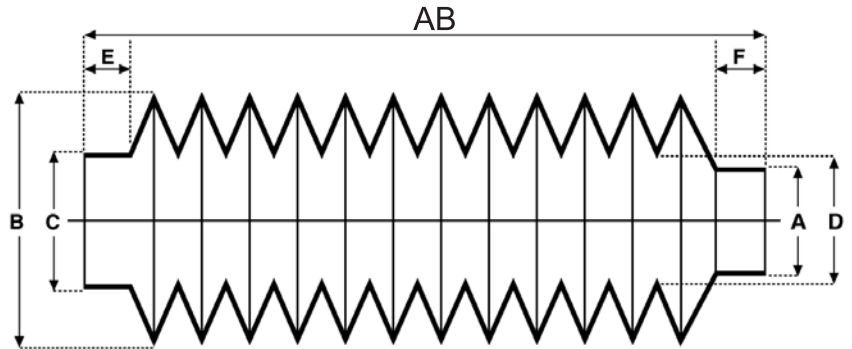
- 1-Açık boy / Open Length
- 2-Kapalı boy / Closed Length
- 3-Bez körük mü? / Is it fabric?
- 4-Paslanmaz kapaklı körük mü? (Sabit veya hareketli) / Is a stainless-lid bellows? (Fixed or moving)
- 5-Çalışma şekli / Working position

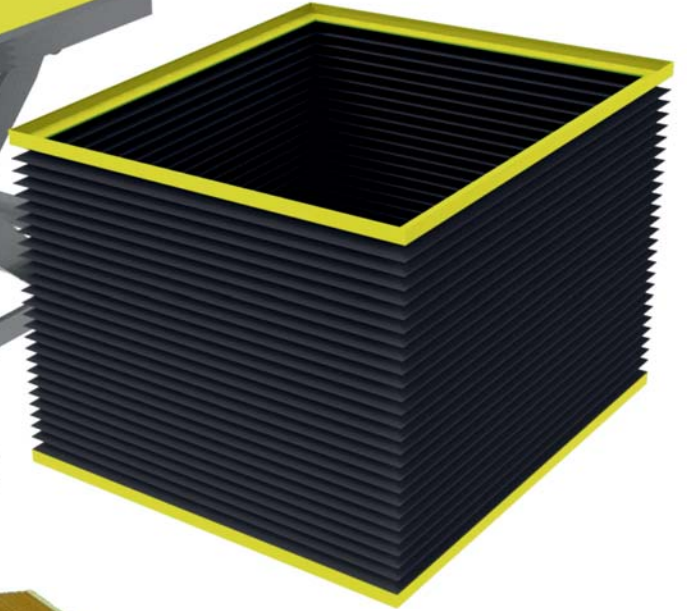


- a-Yatay / Horizontal
- b-Dikey / Vertical
- 6-Çalışma şartları / Working condition
- a-Isı / Heat
- b-Toz / Dust
- c-Çapak / Burr
- d-Talaş / Metal chips
- e-Su veya kesme sıvısına maruz kalınıyor mu? / Exposed to water or coolant?






Mil Körük siparişi verilirken, aşağıdaki bilgiler ışığında sizlere yardımcı olunacaktır;
/ For shaft bellows orders, information listed below is needed:

- 1-Mil çapı / Shaft diameter
- 2-Açık boy / Open Length
- 3-Kapalı boy / Closed Length
- 4-Alt boğaz çap / Lower thread diameter
- 5-Üst boğaz çapı / Upper thread diameter
- 6-Çalışma şekli / Working position
- c-Yatay / Horizontal
- d-Dikey / Vertical
- 7-Çalışma şartları / Working condition
- f-Isı / Heat
- g-Toz / Dust
- h-Çapak / Burr
- i-Talaş / Metal chips
- j-Su veya kesme sıvısına maruz kalınıyor mu? / Exposed to water or coolant?









Platform Körükleri
Platform Bellows





Sanayi Körükleri
Industrial Bellows





Kaynak Perdesi



Teleskopik Kapaklar






Telescopic Covers



teknik16
Industrial Bellows
Sanayi Körükleri

Teleskopik Kapaklar

Telescopic Covers






Kızak Sıyırıcılar Way Wipers

ÖZEL ŞEKİLLİ SIYIRICILAR

WIPERS ACCORDING TO DRAWING



- **Teleskobik kapak uygulamaları**
• *Wipers for telescopic covers*
- **Metal destekli sentetik kauçuk kızak sıyırıcıları**
• *Metal supported synthetic rubber wipers*
- **Standart düz versiyon**
• *Standard Strips*
- **Çıvata sıyırıcıları**
• *Wipers for Screws*
- **Özel tasarım uygulamaları**
• *Wipers according to customer drawing*

ÖZEL BİÇİMLİ SIYIRICILAR	Vaj patentli sıyırıcılar müşterinin özel çizimine göre de üretilebilmektedir. Özel sıyırıcılarda asgari sipariş miktarı 100 adettir. Düşük miktarlarda geniş ürün yelpazemiz sayesinde size uygun alternatifler bulabiliriz. Müşteri resimlerinde sıyırma yapacak alanın çok hassas ölçülendirilmiş olması gerekir ki, kauçuk dudağın kızığa uygulaması gereken baskıyı hesaba katarak üretimimizi yapabilelim.
WIPERS ACCORDING TO DRAWING	Waj patented wipers are constructed to the customer's drawing in any shape and dimension, and in a single piece, complete with mounting holes and holes allowing for taper gib adjustment. The minimum quantity required is 100 pieces. For smaller quantities it may be possible to offer a customer an adaptation from an existing wiper design considering the many designs already in existence. It is essential, however, that we have the drawings of the slideways to be cleaned.



Kızak Sıyırıcılar Way Wipers

VAJ

ÇITA ŞEKLİNDE KIZAK SİYİRCİLERİ	560 mm standart uzunluğa sahip olan çita şeklindeki kızak sıyırıcılar kolayca kesilip istenilen ölçüye ve şekle getirilebilmektedir.
STANDARD STRIPS	They can be cutted and drilled to compose different shapes. They are built is synthetic rubber with metal facing; length 560 mm.
TELESKOPIK KAPAK KIZAK SİYİRCİLERİ	560 mm standart uzunlukta üretilmektedirler ve kapaklara punto kaynak, lehim veya cıvata ile tutturulabilmektedirler. Sıyırıcı dudakların elastikiyeti sayesinde sacların yüzeyleriyle mükemmel birleşebilmektedirler. İsteğe göre özel müşteri çizimine göre de üretilebilmektedirler ve müşteri ismi de ürüne basılabilmektedir.
WIPER FOR TELESCOPIC COVERS	These are constructed in strips in a standard length of 560 mm. They can be fitted to the sections of the covers either by welding, riveting or screwing because their edges are smooth they can be adapted perfectly to the sheet metal surfaces. On request wipers can be manufactured to the customers own designs and marked with the appropriate part number.
METALSİZ ÇITA ŞEKLİNDEKİ KIZAK SİYİRCİLERİ	Metalsiz kızak sıyırıcılarımız standart olarak 515 mm uzunluğundadır. Elastikiyeti sayesinde özellikle bükümlü alanlar için çok uygun bir seçim olabirler.
WIPERS WITHOUT METAL FACING	They are built in synthetic rubber; those strips are without metal facing, therefore they are flexible; length 515 mm.

<p>A 1 BIs</p> <p>INOX mm. 560</p>	<p>A 1</p> <p>mm. 560 mm. 1000</p>	<p>A 2 B</p> <p>mm. 560</p>	<p>A 2 Bis</p> <p>INOX mm. 560</p>	<p>A 2</p> <p>mm. 560 mm. 1000</p>	<p>A 11</p> <p>mm. 560</p>
<p>A 12</p> <p>mm. 560</p>	<p>A 13</p> <p>mm. 500</p>	<p>A 14</p> <p>mm. 560</p>	<p>A 15</p> <p>mm. 560</p>	<p>A 4</p> <p>mm. 560</p>	<p>A 5</p> <p>mm. 560</p>
<p>A 6</p> <p>mm. 560 mm. 1000</p>	<p>A 7 B</p> <p>mm. 560</p>	<p>A 7 Bis</p> <p>INOX mm. 560</p>	<p>A 16</p> <p>mm. 560</p>	<p>A 17</p> <p>mm. 560</p>	<p>A 19</p> <p>OTTONE mm. 560</p>
<p>A 20</p> <p>mm. 560</p>	<p>A 21</p> <p>mm. 560</p>	<p>A 7</p> <p>mm. 560 mm. 1000</p>	<p>A 8</p> <p>mm. 560</p>	<p>A 9</p> <p>mm. 560</p>	<p>A 10 BIs</p> <p>INOX mm. 560</p>
<p>A 10</p> <p>mm. 560</p>	<p>A 22</p> <p>mm. 560</p>	<p>A 23</p> <p>OTTONE mm. 560</p>	<p>A 24</p> <p>mm. 560</p>	<p>A 25</p> <p>mm. 560</p>	<p>A 26</p> <p>mm. 850</p>

Uygulama örnekleri / Application


SAFEPLAST OY




Uygulama örnekleri / Application



Uygulama örnekleri / Application



Uygulama örnekleri / Application



- Please contact us for more details and to get to know our other products.
- Our firm is not responsible for errors in syntax and dimensions.
- Information in this catalog cannot be used as a whole or in part without a written permission from Teknik16.

*Daha fazla ayrıntı ve farklı ürünlerimiz için lütfen bizimle iletişime geçiniz
*Yazım ve ölçü hatalarından firmamız sorumlu değildir.
*Katalogtaki bilgiler teknik16 firmasından habersiz kullanılamaz ve alıntı yapılamaz.

SERA PLAZA

VAJ /// SAFEPLAST OY CPS teknik16 teknik16 teknik16 VAJ /// SAFEPLAST OY

teknik16

HİDROLİK PNÖMATİK SAN TİC. LTD. ŞTİ.



Alaaddinbey Mh. Pazar Cd. Sera Plaza B Blok No. 29/
Nilüfer / BURSA / TÜRKİYE

Tel.: +90 224 443 03 14 • +90 224 443 03 15 • Gsm: +90 533 152 34 18 Faks: +90 224 443 03 19
www.teknik16.com • info@teknik16.com